
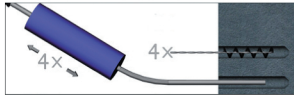


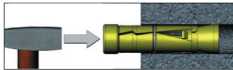
## Installation




1. Drill a hole of required diameter and depth.  
Note: When fixing into brickwork, mortar joints should be avoided.




2. Remove debris and thoroughly clean hole with brush and pump.



3. Remove bolt and washer. Insert shield into hole by tapping with hammer.



4. Place fixture over the hole and insert bolt with washer through the fixture.



5. Tighten to the recommended torque.