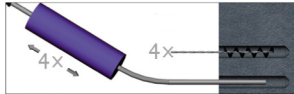



Installation




1. Drill a hole of required diameter and depth. Note: When fixing into brickwork, mortar joints should be avoided.



2. Remove debris and thoroughly clean hole with brush and pump.



3. Insert the Eye Bolt and position accordingly.



4. Tighten to recommended torque, using the nut (not the eye).