

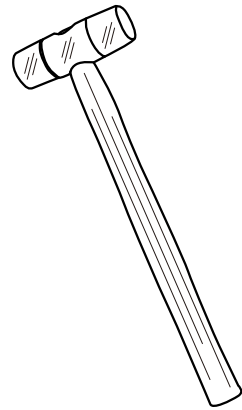
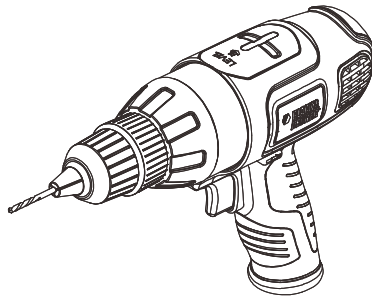
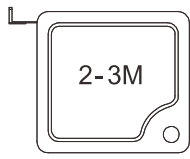



INSTALLATION INSTRUCTION



**SEMI-FRAMED SILVER / CLEAR
BATHSCREEN 780 X 1400MM**



∅ 2.8MM



∅ 6MM

