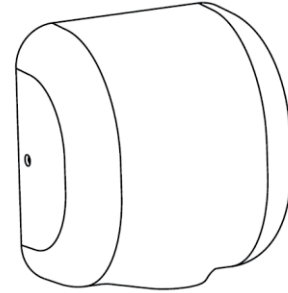


1012WH	1.8kW High Speed Automatic - White
1012SS	1.8kW High Speed Automatic - Stainless Steel

High Speed Automatic Hand Dryer

Features

- Manufactured from 1.2mm grade 304 stainless steel to protect against corrosion and vandalism with low noise level of 75dB
- Anti-tamper cover (fixing screws included)
- 10-12 second drying time
- Constructed with sound and vibration reducing blocks to reduce noise level
- Automatic shut off after 60 seconds to avoid wasted energy
- Self-resetting overheat thermostat provides protection from overheating if hand dryer becomes blocked



Safety Instructions

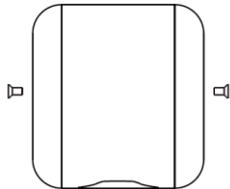
1. These instructions should be read carefully and retained after installation for future reference and maintenance.
2. Ensure that the mains power is switched off before carrying out installation or maintenance.
3. Installation must be carried out in accordance with the current edition of IET wiring regulations BS 7671, and by a qualified electrician.
4. The hand dryer should be supplied from a switched fused spur.
5. This Hand Dryer is electrical class 1 construction and must be earthed.
6. Ensure all electrical connections are secure and that there are no loose strands.
7. Do not install above washbasins or immediately adjacent to urinals, lavatories, baths and showers.
8. When in use, the dryers will accumulate dust. Cleaning and maintenance must be carried out regularly.
9. The unit is intended for drying hands only. Long hair should be kept away from air inlet vents.

Environmental Instructions

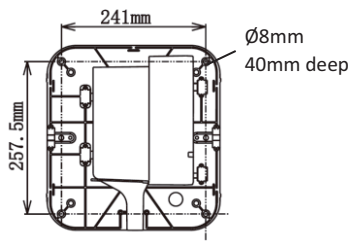
This product may contain substances that can be hazardous to the environment if not disposed of properly. Electrical and electronic equipment should never be disposed of with general waste but must be separated for its correct treatment and recovery. Where possible recycle your packaging.

Installation Instructions

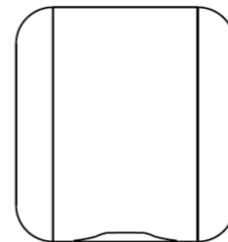
1. Remove the front cover by removing the security screws on the sides of hand dryer.



2. Using the base as a template, mark out the fixing holes on the mounting surface.



3. Fix the base of the hand dryer on the mounting surface using the wall plugs and the screws provided.
4. Feed the supply cable through the hole in the base and terminate the conductors into the terminal block ensuring the correct polarity is observed.
5. Secure the supply cable in the cord grip and terminate the conductors into a spur.
6. Replace the front cover back on the base and secure in position using the security screws.



Operation

The hand dryer is automatically activated when hands are placed under the air outlet. Once the hands are removed, the hand dryer automatically switches off within 2 seconds. If the hand dryer is running continuously, it will switch off after 60 seconds to conserve energy. To reactivate the hand dryer, move the hands away from the air outlet and place back.

Specification

Input Voltage:	220V – 240V AC 50Hz	Air Speed	100m/s
Electrical Classification:	Class I	Noise Level (at 2m)	75dB
Rated Power	Heater Element	IP Rating	IPX1
	Motor	Weight	4.6kg
Drying time	10-12Sec	Dimensions	325x250x175mm

Deta Electrical Company Limited

UK: Panattoni Park, Luton Road, Chalton, Bedfordshire, LU4 9TT

EU: Unit 16 Ashbourne Industrial Estate, Ashbourne, Co. Meath, A84 W972, Ireland

deta.co.uk

Technical Helpline: +44(0)1582 544 548