

WARMROOM[®]


magnetic radiator heat saver

Thank you for ordering WARMROOM[®] heat saver panels.

We are delighted you have bought this heat saving product, and we are sure you will appreciate its effectiveness for years to come! It is an elegantly simple solution to prevent heat loss behind radiators.

- Magnetic panels attract to the rear of your radiator
- Stops heat loss through outside walls
- Quick & easy to install without removing radiators
- Save energy & money

For detailed instructions on how to fit the panels see overleaf.



WARMROOM[®]

magnetic radiator heat saver

Simple Instructions

- 1 You will need a pencil, a measuring tape & a pair of household scissors.
- 2 Before fitting anything to your radiator, with the heating ON, feel how hot the wall is behind the radiator.
- 3 Measure how many WARMROOM[®] magnetic panels are needed by measuring the distance between the mounting brackets.
- 4 One by one, slide the WARMROOM[®] magnetic panels vertically down the back of the radiator pressing them in place with your fingers. They will magnetically stay in position with the shiny side facing the wall. (See Fig.1)
- 5 Ensure each panel sits edge to edge.
- 6 Narrow strips of WARMROOM[®] can be easily cut with scissors & applied to complete the job, all within around 2 minutes. Measure the space from the brackets to the end of the radiator, mark this length on the panel of WARMROOM[®] and cut pieces to fit accordingly.
- 7 Normally, heat from the back of the radiator travels towards the wall via radiation. The wall then heats up and that heat is lost. (See Fig.2)
- 8 The shiny side of the WARMROOM[®] panels stop that radiated heat from heating up the wall, preventing the heat from escaping & keeping it within your room. (See Fig.3)
- 9 30 minutes after fitting the WARMROOM[®] panels, once again, feel the wall temperature behind the radiator to discover how much cooler it is!
- 10 You may notice a slight 'newness' odour during the first 48 hours of exposure to heat from your radiator. This is completely normal.

Fig.1




Fig.2

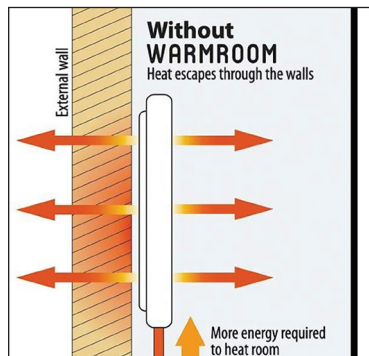
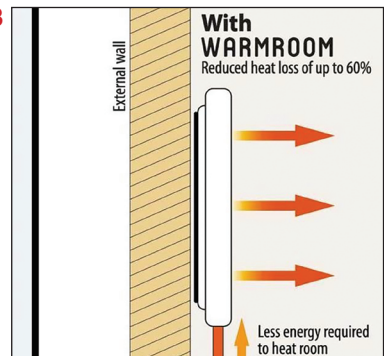


Fig.3



WARMROOM[®] is not suitable for aluminium radiators, and the magnetic hold may be less effective on 'bar' style radiators where surface area contact with the product is limited

...YOU ARE SAVING HEAT ALREADY.

To find out more about WARMROOM[®] please visit

www.anchormagnets.com/pages/warmroom-magnetic-heat-saver

WARMROOM[®]
magnetic radiator energy saver

Patent: GB2374951

 **MADE IN SHEFFIELD**



tested by:



The University of Sheffield.

am
anchor magnets

UK ADDRESS: Bankside Works,
Darnall Road, Sheffield, UK, S9 5AH

EU ADDRESS: c/o Stockmann Steuerberatungsgesellschaft mbH
Industriestrasse 10, 61118 Bad Vilbel

T: +44 (0) 114 244 1171 E: sales@anchormagnets.com W: www.anchormagnets.com