

Setup Guide  
Guide de configuration  
Einrichtungsanleitung  
Guida alla configurazione  
Guía de instalación  
Opsætningsvejledning  
Konfigureringsveiledning  
Installationsguide  
Asennusopas  
Installatiegids

Spotlight Cam Plus | Plug-In



ring





[ring.com/manuals](https://ring.com/manuals)

Download the full manual online.

Téléchargez le manuel complet en ligne.

Laden Sie das vollständige Handbuch online herunter.

Scarica il manuale completo online.

Descarga el manual completo en línea.

Download de volledige handleiding online.

Last ned hele håndboken på nett.

Ladda ner hela handboken online.

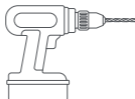
Lataa kokonainen opas verkosta.

Download hele vejledningen online.

Hardware included / Matériel inclus /  
Enthaltene Befestigungsteile / Viteria inclusa /  
Materiales incluidos / Inbegrepen gereedschap /  
Inkludert festemidler / Medföljande hårdvara /  
Sisältää kiinnikkeet / Hardware medfølger




Tools needed / Outils requis / Erforderliches  
Werkzeug / Attrezzi necessari / Herramientas  
necesarias / Benodigd gereedschap / Nødvendig  
verktøy / Verktøgen som behövs / Vaatii työkalut /  
Nødvendigt værktøj





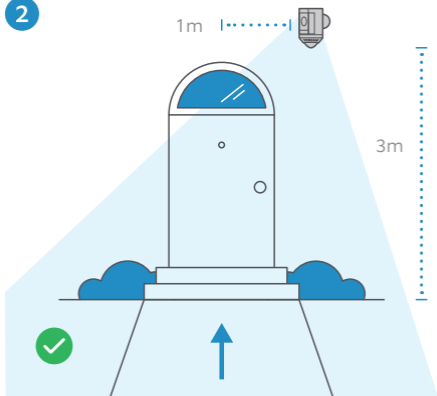
Remove protective film / Retirer le film protecteur / Schutzfolie entfernen / Rimuovi la pellicola protettiva / Retira el plástico protector / Beschermfolie verwijderen / Fjern beskyttelsesfolien / Ta bort den skyddande filmen / Poista suojakalvo / Fjern beskyttelsesfilmen

1

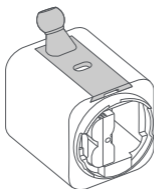
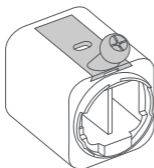


Continue setup in Ring app / Poursuivre la configuration dans l'application Ring / Mit der Einrichtung in der Ring-App fortfahren / Continua la configurazione nell'app Ring / Continúa la configuración en la app de Ring / Open de Ring-app om te configureren / Fortsett konfigurasjonen i Ring-appen / Fortsätt konfigurationen i Ring-appen / Jatka asennusta Ring-sovelluksessa / Fortsæt konfigurationen i Ring-appen

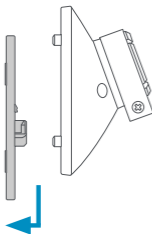
2



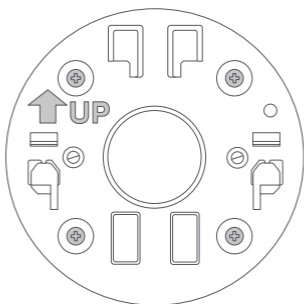
3



4



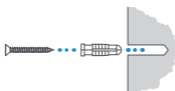
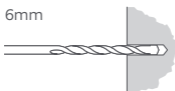
5



A



A





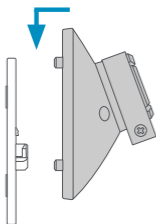
**WARNING!** Only use the included mounting screws when securing the mounting plate / **ATTENTION !** Veuillez n'utiliser que les vis de fixation fournies lors de l'installation de la plaque de fixation / **ACHTUNG!** Zum Befestigen der Montageplatte nur die enthaltenen Schrauben und Dübel verwenden / **AVVERTENZA!** Per fissare la piastra di montaggio usa solamente le viti di montaggio fornite a corredo / **ADVERTENCIA:** Utiliza únicamente los tornillos de montaje incluidos para fijar la placa de soporte / **WAARSCHUWING!** Gebruik alleen de inbegrepen montage-schroeven voor het bevestigen van de montageplaat / **ADVASEL!** Bruk kun de medfølgende skruene og pluggene for å feste monteringsplaten / **VARNING!** Använd endast de monteringskruvar som följer med när du skruvar fast monteringsplattan / **VAROITUS!** Käytä ainoastaan mukana toimitettuja kiinnitysruuveja kiinnityslevyn kiinnittämiseen / **ADVASEL!** Brug kun de medfølgende monteringskruer, når du fastgør monteringspladen



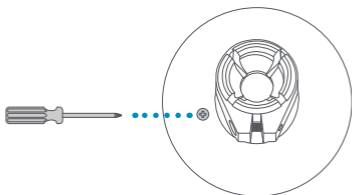
**CAUTION! DO NOT** drill into your home's electrical wiring  
**MISE EN GARDE !** Ne percez pas le câblage électrique de votre maison / **ACHTUNG!** NICHT in die bestehende Verkabelung bohren / **ATTENZIONE!** NON praticare fori nell'impianto elettrico della tua abitazione / **PRECAUCIÓN:** NO perfores ni taladres el cableado eléctrico de tu casa / **PAS OP MET BOREN!** Zorg ervoor dat je GEEN elektrische bedrading raakt / **ADVASEL!** IKKE bor i husets eksisterende ledninger / **VARNING!** BORRA INTE i ditt hems elsladdar / **HUOMIO!** ÄLÄ poraa kotisi sähköjohtoihin / **FORSIGTIG!** Du må IKKE bore i elledningerne i dit hjem



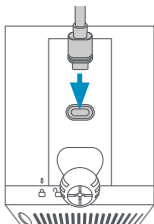
6



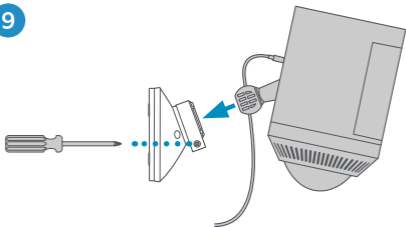
7



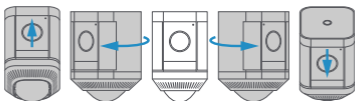
8



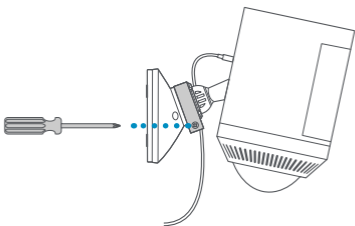
9



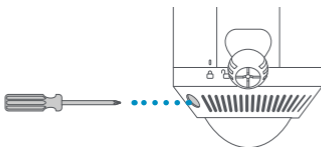
10



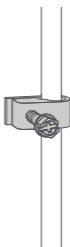
11



12



13

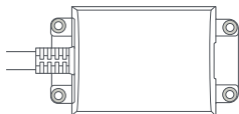


B



14

A





# Ring Protect

## Choose the plan that works for you.



### Protect Basic

One doorbell or cam.  
Unlimited moments captured.  
One flat price.

### Protect Plus

Ring Alarm and unlimited devices at one location. Still unlimited moments captured. Still one flat price.

### What is Ring Protect?

All Ring devices feature Live View, Two-Way Talk and Motion Detection free of charge. Get even more out of your device with an optional subscription to Ring Protect, so you can record, review and share the moments you missed. Your new Ring device includes a free 30-day trial. To extend your subscription and save your videos, visit [ring.com/protect-plans](https://ring.com/protect-plans).

## Qu'est-ce que Ring Protect ?

Les appareils Ring disposent tous gratuitement de la vidéo en direct, du système audio bidirectionnel et de la détection de mouvements. Tirez le meilleur de votre appareil grâce à l'abonnement facultatif à Ring Protect, qui vous permet d'enregistrer, revoir et partager les moments que vous avez manqué. Votre nouvel appareil Ring comprend un essai gratuit de 30 jours. Pour prolonger votre abonnement et sauvegarder vos vidéos, rendez-vous sur [ring.com/protect-plans](https://ring.com/protect-plans).

## Was ist Ring Protect?

Alle Ring-Geräte verfügen über Live-Video, Gegensprechfunktion und Bewegungserkennung. Holen Sie mit einem Ring Protect-Abonnement noch mehr aus Ihren Ring-Geräten heraus. Damit können Sie Videos von verpassten Ereignissen aufnehmen, jederzeit erneut ansehen und mit anderen teilen. Ihr neues Ring-Gerät enthält eine kostenlose 30-Tage-Testversion von Ring Protect. Um Ihr Abonnement zu verlängern und Ihre Videos zu speichern, besuchen Sie [ring.com/protect-plans](https://ring.com/protect-plans).

## Che cos'è Ring Protect?

Tutti i dispositivi Ring offrono gratuitamente la funzionalità Live View, il sistema audio bidirezionale e la rilevazione di movimento. Con un abbonamento facoltativo a Ring Protect, potrai trarre il massimo dal tuo dispositivo: potrai registrare, rivedere e condividere i momenti che ti sei perso. Il tuo nuovo dispositivo Ring comprende una prova gratuita di 30 giorni. Per prolungare l'abbonamento e salvare i tuoi video, visita [ring.com/protect-plans](https://ring.com/protect-plans).

## ¿Qué es Ring Protect?

Todos los dispositivos Ring cuentan con vídeo en directo, comunicación bidireccional y detección de movimiento gratis. Sácale mucho más partido a tu dispositivo con una suscripción a Ring Protect para poder grabar, volver a ver y compartir los momentos que te has perdido. Tu nuevo dispositivo Ring incluye un periodo de prueba gratuito de 30 días. Si quieres ampliar la suscripción para poder guardar tus vídeos, visita [ring.com/protect-plans](https://ring.com/protect-plans).



[ring.com/help](https://ring.com/help)

---

EU + 800 8700 9781

---

UK + 44 1727 26 3045

---



Ring  
38 Avenue John F. Kennedy  
L-1855  
Luxembourg

Ring  
1 Principal Place, Worship Street  
London, EC2A 2FA  
United Kingdom