





# Instructions for High Mesh Kits MP68105 & MP68215




## Contents

3 securing plates	7 M8x15 bolts	2 M8x20 bolts	2 bushes
2 keys	2 side panels	1 front panel	1 rear panel (inc fitted lock)
2 shakeproof washers	2 drop catches*	2 M8 nyloc nuts & washers*	<i>*may be pre-fitted to side panels</i>

## Assembly Instructions

1. Offer up the side panel as shown in Picture 1, hooking it under the lip of the trailer side panel.



Picture 1




Picture 2

2. Raise the panel to the vertical position as in Picture 2, then repeat with the front panel and the other side panel.



Picture 3



Picture 4

3. Use 4 M8x15 bolts (1 at each corner of the front panel) to join the 3 panels together, as in Picture 3

4. Fit the 3 securing plates to the inside of each panel, as shown in Picture 4, using an M8x15 bolt in each.

5. Fit the rear panel using 2 M8x20 bolts, 2 shakeproof washers and 2 bushes, as shown in Picture 5.

6. Fully tighten all bolts and the nut holding the lock in place. Also ensure the screw on the rear of the lock is fully tightened, as shown in Picture 6 where the lock is shown in the engaged position. Note – on some models of trailer there may be a gap between the lock arm and the trailer tailgate.



Picture 5



Picture 6

7. If not pre-fitted, fit the 2 drop catches to the rear edges of the side panels in the holes provided, using an M8 nyloc nut and washer on each. **Note**, it is important that the drop catch is fully tightened in place with the pointed part of the catch vertically upwards, as shown in Picture 7. Adjust pre-fitted drop catches if necessary.

8. When correctly fitted these drop catches will fit centrally through the holes in the drop catch plates, mounted on the rear panel, as shown in Picture 8



Picture 7



Picture 8

#### 9. IMPORTANT – When Using This Accessory

- Ensure the drop catches are fully & correctly engaged in order to prevent the rear panel opening when in use. See Picture 8.
- Check the security of all fixings on a regular basis, particularly before and after first use.
- Do not use the trailer or any accessory if any part appears worn, damaged or loose.
- Use of an unroadworthy vehicle (trailer) on public roads is an offence.