



360Xi

FRAMING NAILER



www.paslode.co.uk



NEVER STOP BUILDING





360Xi

FRAMING NAILER

CONGRATULATIONS

Thank you for choosing a Paslode tool. The 360Xi framing nailer is compact, well-balanced, capable of firing both RounDrive® nails and NailScrews. It has an intelligent fuel injection system which delivers all weather functioning performance.

THE TOOL



TECHNICAL DATA

Product weight	3.6 kg
Size / depth	376mm / 121mm
Power	105 J
Fastener length range	50 -90mm
Maximum Cycle rate per hour (fixings)	1000 fixings
Maximum Cycle rate per sec (fixings)	2-3 fixings
Magazine capacity	47 fixings
Fuel cell capacity	1100 (-5°C) shots
Fixings per battery charge	13 000 shots
Battery charge time	90 Min.
Battery type	Lithium
Operating temperature range	-15°C...+49°C
Peak Sound Pressure (EN 12549) LpCpeak	135 dB(C)
Workplace Relevant Emission, LpA	95 dB(A)
Vibration (EN ISO 8662-11) ahv	3,9 m/s ²

IN YOUR KIT

- 360Xi Framing Nailer
- Lithium Battery
- Lithium Battery Charger
- Safety eye protection to EN166-F standard.
- Allen Key
- Instruction Manual
- Tool Schematics
- Safety Instructions
- CE & UKCA Declaration of Conformity

CONSUMABLES YOU NEED

RounDrive® 34° Nails
Ø = 2.5 > 3.1 mm
L = 50 > 90 mm
Smooth & Ring



IF YOU NEED EXTRA ACCESSORIES



Series-i
Fuel Cell
300348



Li-ion
Battery
018880



Impulse
Cleaning Kit
013690



Battery
Charger
018882

Refer to www.paslode.co.uk for further information on your tool and FAQ.





PLEASE ADHERE TO SAFETY RECOMMENDATIONS & WARNINGS AT ALL TIMES

INDEX:

- Getting Started Pg 4-5 • Tool Lights Pg 5 • Tool Adjustment Pg 6-7 • Tool Maintenance Pg 8-9
• Trouble Shooting Pg 10 • Paslode Range Pg 11





GETTING STARTED

FUEL CELL



1




2



3

CONSUMABLES



360Xi

RoundDrive® 34° Nails
Ø = 2.5 > 3.1 mm
L = 50 > 90 mm
(Smooth & Ring)



1



2



3





GETTING STARTED

BATTERY



	15 min.	2 500 max.
	60 min.	10 000 max.
	90 min.	13 000 max.

LED LIGHTS



25%	50%	75%	100%
<input type="radio"/>	<input type="radio"/>	<input type="radio"/>	<input checked="" type="radio"/>
<input type="radio"/>	<input type="radio"/>	<input checked="" type="radio"/>	<input checked="" type="radio"/>
<input type="radio"/>	<input checked="" type="radio"/>	<input checked="" type="radio"/>	<input checked="" type="radio"/>
<input checked="" type="radio"/>	<input checked="" type="radio"/>	<input checked="" type="radio"/>	<input checked="" type="radio"/>



0 → 300	<input type="radio"/>	<input type="radio"/>	<input type="radio"/>	<input type="radio"/>	<input checked="" type="radio"/>
	<input type="radio"/>	<input type="radio"/>	<input type="radio"/>	<input type="radio"/>	<input checked="" type="radio"/>

RESTING POSITION

If you need to rest or place the tool down, please place in the following position:





TOOL ADJUSTMENTS

-15°C ≤ T ≤ +49°C	1 000 /hour
	4 000 /day



ROTATING BELT HOOK



DEPTH OF DRIVE





ACTUATING THE TOOL






TOOL MAINTENANCE: FILTER



TOOL MAINTENANCE: FAN





PLEASE USE:

- CLEANING KIT 013690 AND THE O RING 013231





TOOL MAINTENANCE: FAN continued.....



MAINTENANCE LIGHT RESET

The tool will flash green/red once the tool has fired 50 000 shots. This maintenance light can be reset by holding the start button for 10 seconds. Only reset once maintenance has been carried out on the tool.






RESET






TROUBLE SHOOTING

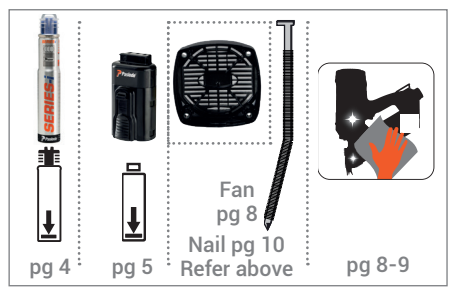

ISSUE: HOW TO CLEAR A NAIL JAM



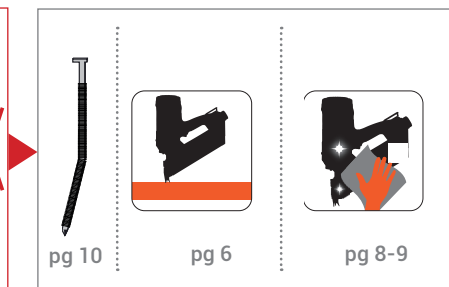

ISSUE: TRIGGER WORKS HOWEVER FAN NOT WORKING AND NO NAIL COMES OUT



ISSUE: TRIGGER & FAN WORKING HOWEVER NO NAIL COMES OUT



ISSUE: FAN WORKS AND EXPLOSION HAPPENS HOWEVER NO NAIL OUT



Refer to www.paslode.co.uk for further information on your tool and FAQ.





PASLODE RANGE

FRAMING

Paslode Framing systems have been the cornerstone of first fix carpentry across the globe for over 30 years, minimising user fatigue and downtime on site.

360Xi



IM350+



FINISHING

Paslode finish nailing systems offer the lightest and most compact range of reliable tools on the market. With precision in tight spaces ensures each brad is consistently driven flush which guarantees a high-quality finish

IM65



IM65A



IM50



SPECIALIST

Paslode Specialist systems offers a lightweight, versatile alternative to hand nailing. They have the power to deliver a secure fixing whilst reducing installation time and labour on site.

PPNXi



IM45 GN



WARRANTY



Paslode tools have a standard 2 year warranty, covering all components providing that Manufacturer's Operating Instructions have been followed, that no modifications have been made or non-original components or spare parts have been used, and that the tool has not been accidentally damaged or neglected.



Route de Lyon F-26500
Bourg-lès-Valence

ITWCP UK Glenrothes
Fife UK KY6 2SW

019690-1
11/2020

