


Technical: wiring accessories

Lisse Screwless Deco


13A switched socket outlets



GGBL3010BSS



GGBL3020DBSS



GGBL3020BSS



GGBL3050NSBSS

Description

A high quality range of switched socket outlets designed for both residential and commercial installations. This family of products benefits from all of the design features of the Lisse Screwless Deco range such as time and space saving solutions, as well as a comprehensive array of installation-friendly aspects.

Fully manufactured in accordance with latest British & International Standards and third party certified. All 2 gang socket outlets include twin earth terminals as standard, enabling high integrity earthing.

Features & benefits

- Large plate footprint provides extra strength and reduces the need for additional decorating.
- Gently rounded rockers in metal finish.
- 7mm raised edge offers easy installation for new buildings and retrofits.
- LED indicator.
- Minimum back projection frees up space in the back box for cabling.
- One and two gang spacers available for added installation depth.
- Backed out and captive screw terminals to allow for positive drive and speed of installation.
- In-line, angled terminals for easier cabling access.
- Twin earth terminals on all 13A socket outlets, for high integrity earthing.
- Cable markings on all products with a moulded template to check the stripped wire length.
- Light grey back moulding colour for easier terminal identification.
- Square caged terminals with generous cable capacity.

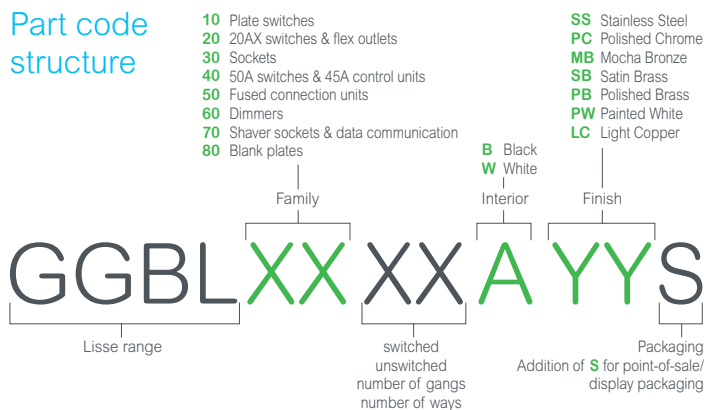
Technical specifications	
Voltage rating:	240V
Current rating:	13A – Single pole & Double pole
Terminal capacity: (no. of cores to each terminal hole)	2.5mm ² 5 4.0mm ² 3 6.0mm ² 2 10mm ² 1 16mm ² 1
Dimensions:	87 x 87mm (1 gang) 87 x 148.5mm (2 gang)
Operating temperature:	-5°C to 40°C *Average value over 24h not exceeding 25°C
Mounting box depth:	Min. 25mm
Fixing screws:	M3.5 x 25mm
Standard of compliance:	BS 1363

Technical: wiring accessories

Lisse Screwless Deco

13A switched socket outlets

Part code structure



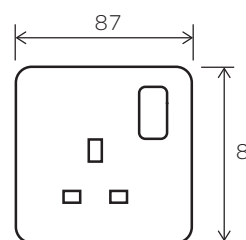
Range

13A switched socket outlets	
GGBL3050NSAYYS	Switched socket - 1 gang - 13A (non standard earth)
GGBL3010DAYY(S)	Switched socket - 1 gang - 13A DP
GGBL3011DAYY	Switched socket - 1 gang - 13A DP with LED indicator
GGBL3010AYY(S)	Switched socket - 1 gang - 13A
GGBL3020AYY(S)	Switched socket - 2 gang - 13A
GGBL3020DAYY(S)	Switched socket - 2 gang - 13A DP
GGBL3021DAYY(S)	Switched socket - 2 gang - 13A DP with LED indicator

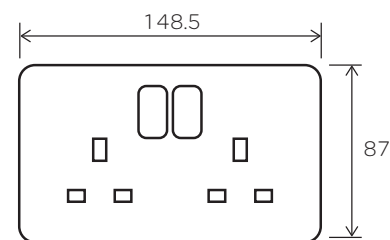
Steel mounting boxes	
SB251	1 gang 25mm deep
SB351	1 gang 35mm deep
SB252	2 gang 25mm deep
SB352	2 gang 35mm deep

Dimensions

1 gang



2 gang



Configuration, packaging type and stock availability

Finishes	Inserts	Packaging option	Stock availability
Stainless Steel (SS)	White	Standard box	MTS
	Black	Shelf ready box & display packaged	MTS
Polished Chrome (PC)	White	Standard box	MTS
	Black	Shelf ready box & display packaged	MTS
Satin Brass (SB)	White	Standard box	MTO
	Black	Standard box	MTS
Mocha Bronze (MB)	White	Standard box	MTS
	Black	Shelf ready box & display packaged	MTS
Painted White (PW)	White	Standard box	MTO
	Black	Standard box	MTS
Polished Brass (PB)	White	Standard box	MTO
	Black	Standard box	MTO
Light Copper (LC)	White	Standard box	MTO
	Black	Standard box	MTS

MTO = made to order
MTS = made to stock