

BEAT SHOWERHEADS

SINGLE SPRAY 1703.009, 1703.011
ADJUSTABLE 1703.010, 1703.012

Installation and User Guide

THESE INSTRUCTIONS ARE TO BE LEFT WITH THE USER

INTRODUCTION

The Mira adjustable showerhead has four different spray modes. The Mira single mode showerhead has one spray mode.

Both the adjustable and single mode showerheads are suitable for most mixer showers and for electric showers.

The Mira adjustable and single mode showerheads are available in white and chrome.

Features

- Adjustable showerhead with four spray patterns
- Rub-clean rubber nozzles to remove scale build-up.
- Lever operation for easy adjustment.

GUARANTEE

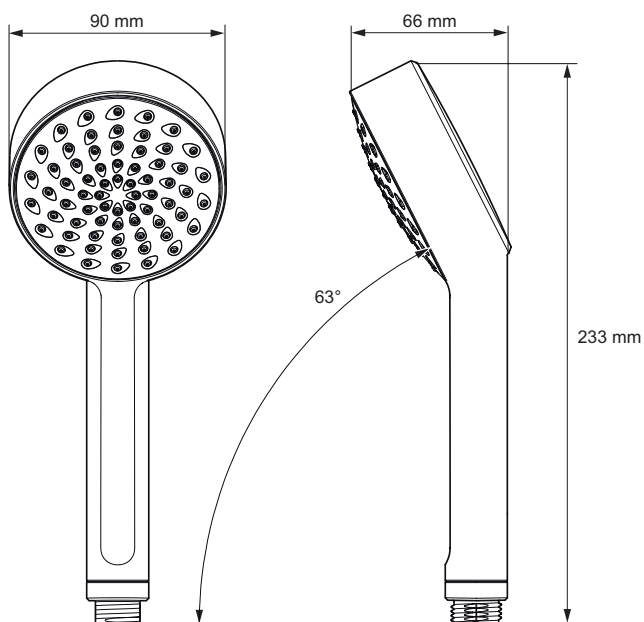
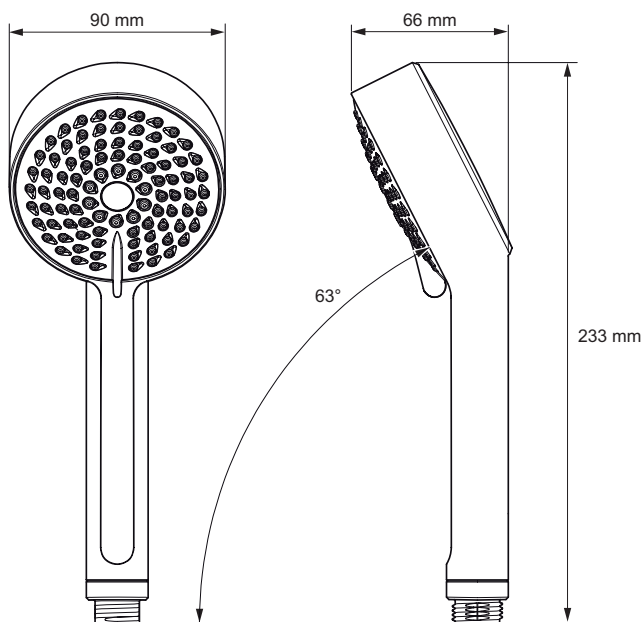
Guarantee

For **domestic installations**, Mira Showers guarantee the products listed in this guide against any defect in materials or workmanship for a period of one year from the date of purchase.

For **non-domestic installations**, Mira Showers guarantee the product against any defect in materials or workmanship for a period of one year from the date of purchase.

For terms and conditions refer to the back cover of this guide.

DIMENSIONS



SPECIFICATION

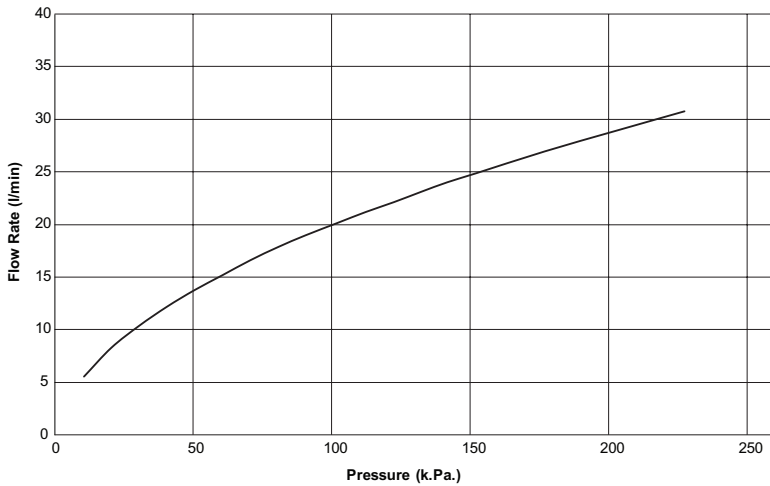
Minimum pressure: 0.1 bar.

Maximum pressure: 5.0 bar.

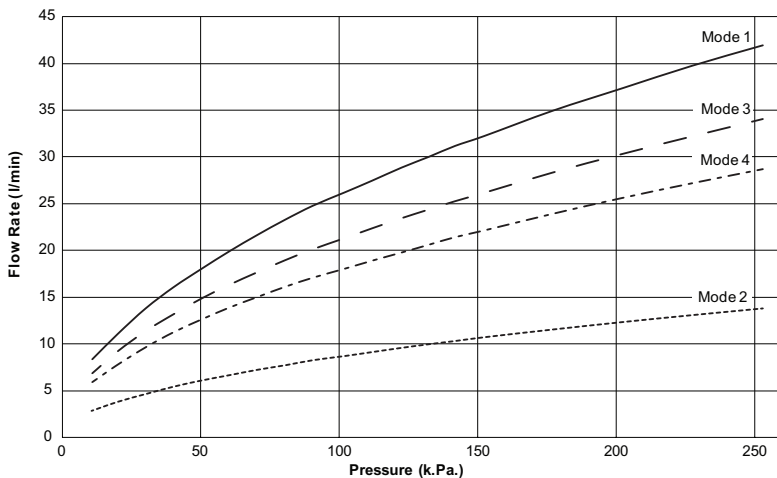
Exceeding the stated maximum static pressure could result in excessive spray force and damage to the showerhead.

The graphs below show flow rate of the Beat single mode showerhead and the Beat adjustable mode showerhead.

Beat Single Mode Showerhead



Beat Adjustable Mode Showerhead



INSTALLATION

General

Installations must comply with Water Regulations (Bye-Laws, Scotland), and any other Local Regulations and Building Regulations in force at the time of installation.

Before installation carefully inspect the product for any signs of damage.

A hose retaining ring must be used to stop the showerhead from dropping below the spill-over level of the bath or shower tray. This will prevent water supply contamination due to backsiphonage.

Installation

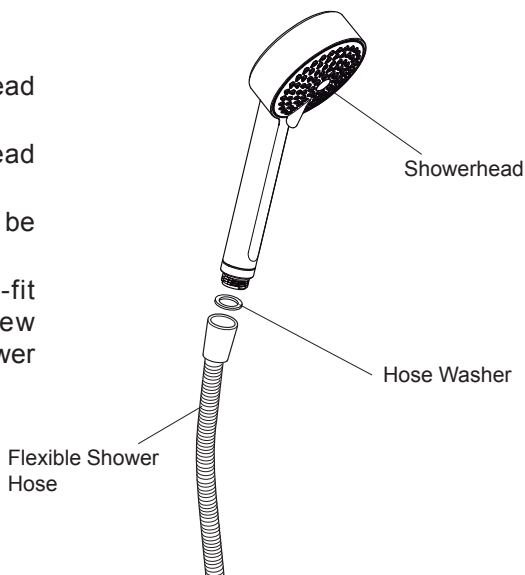
1. Unscrew the existing showerhead from the flexible shower hose.

Note! The hose and showerhead may have water in them.

Note! If there is a hose washer, be careful to retain it.

2. If there is a hose washer, re-fit the washer and screw the new showerhead into the flexible shower hose.

Caution! Do not overtighten.



CLEANING

Daily Cleaning

Many household cleaners contain abrasives and chemical substances, and should not be used for cleaning plated or plastic fittings.

These finishes should be cleaned with a mild washing up detergent or soap solution, and then wiped dry using a soft cloth.

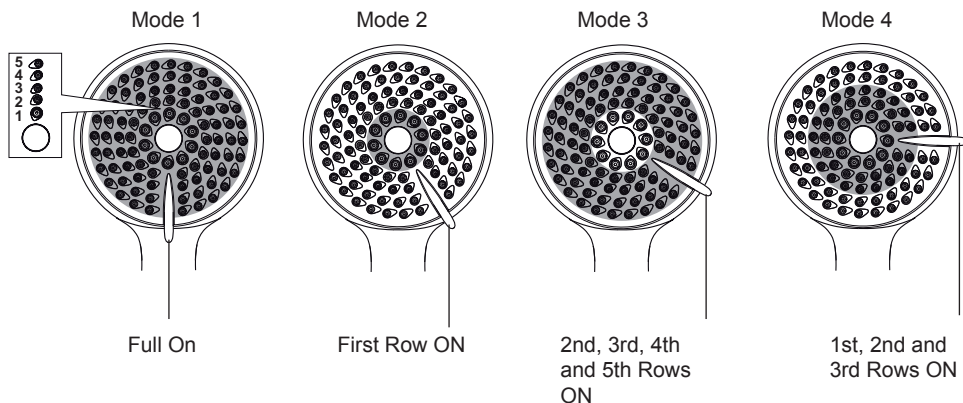
Use your thumb or a soft cloth to wipe any limescale from the soft nozzles and the front surface of the showerhead sprayplate.

Important! The sprayplate **must** be regularly cleaned to make sure that the showerhead does not become blocked.

OPERATION

The adjustable showerhead has four different spray actions.

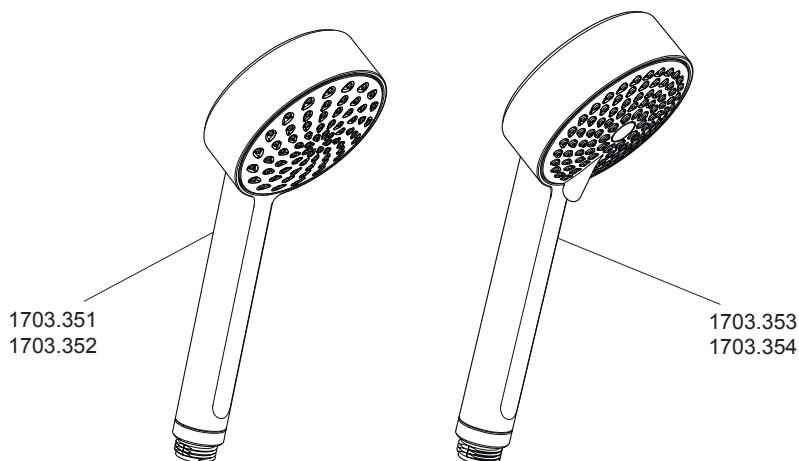
1. To select any of the four spray actions, turn the spray plate anticlockwise from the full clockwise position until it clicks once.



Note! The shaded area shows the spray nozzles selected.

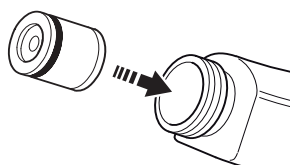
SPARE PARTS

1703.351	Beat Single Mode Showerhead - Chrome
1703.352	Beat Single Mode Showerhead - White
1703.353	Beat Multi Mode Showerhead - Chrome
1703.354	Beat Multi Mode Showerhead - White



ACCESSORIES

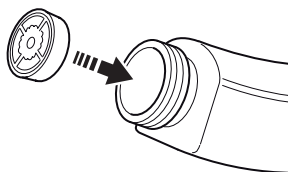
Genuine Mira accessories can be purchased direct from Customers Services (our contact details can be found on the back cover of this guide) or from approved stockists or merchants.



Checkvalve - 1688.282

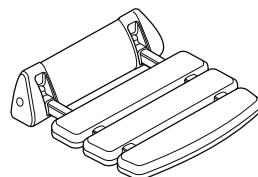
To comply with UK Water Regulations you must make provision to prevent the backflow of waste water through the shower. A hose retaining ring will allow compliance but may restrict full use of the hose.

However, if your mixer shower is already fitted with single inlet checkvalves then fitting the extra showerhead checkvalve will allow compliance without the need for the hose retaining ring.



Flow Regulator (12 L/min - Red) - 1641.059

If your shower has no flow control, you may find operation of the shower on high pressure systems too forceful. Fitting a flow regulator in the showerhead will reduce this.



Shower Seat White - 2.1536.128

White/Chrome - 2.1536.129
For use in or out of the showering area. Folds up when not in use. Maximum User Weight - 127 kg (20 stone) **Note!** Must be installed onto a solid wall.



Premium Shower Seat White/Chrome - 2.1731.001

Grey/Chrome - 2.1731.002
Stylish, slim-line and robust shower seat for use in or outside of the shower area. Folds up when not in use. Maximum User Weight - 150 kg (23.5 stone) **Note!** Must be installed onto a solid wall.

CUSTOMER SERVICE

Guarantee

Your product has the benefit of our manufacturer's guarantee which starts from the date of purchase.

To activate this guarantee, please return your completed registration card, visit our website or free phone 0800 0731248 within 30 days of purchase (UK only).

Within the guarantee period we will resolve defects in materials or workmanship, free of charge, by repairing or replacing parts or product as we may choose.

If you have not previously activated the guarantee, you will be required to do so prior to the provision of assistance. If you do not activate your guarantee our Engineer will be entitled to charge full payment for the visit (Call out fee plus parts).

This guarantee is in addition to your statutory rights and is subject to the following conditions:

- The product must be installed and maintained in accordance with the instructions given in this user guide.
- Servicing must only be undertaken by us or our appointed representative. **Note!** if a service visit is required the product must be fully installed and connected to services.
- Repair under this guarantee does not extend the original expiry date. The guarantee on any replacement parts or product ends at the original expiry date.
- For shower fittings or consumable items we reserve the right to supply replacement parts only.

The guarantee does not cover:

- Call out charges for non product faults (such as damage or performance issues arising from incorrect installation, improper use, lack of maintenance, build up of limescale, frost damage, corrosion, system debris or blocked filters) or where no fault has been found with the product.
- Water or electrical supply, waste and isolation issues.
- Compensation for loss of use of the product or consequential loss of any kind.
- Damage or defects caused if the product is repaired or modified by persons not authorised by us or our appointed representative.
- Routine maintenance or replacement parts to comply with the requirements of the TMV 2 or TMV 3 healthcare schemes.

What to do if something goes wrong

If your product does not function correctly when you first use it, contact your installer to check that it is installed and commissioned in accordance with the instructions in this manual. Should this not resolve the issue, contact our Customer Services Team who will offer you or your installer advice and if applicable arrange for a Service Technician to call. If the performance of your product declines, check in this manual to see if simple home maintenance is required. If you require further assistance call our Customer Services Team.

Extended Guarantees

A selection of protection plans are available that enable you to cover repair bills for the life of your policy (excludes Eire). Ring 01922 471763 for more details.

Helpdesk Service

Our dedicated Customer Services Team is comprehensively trained and can offer help and advice, spare parts, accessories or a service visit. We will need you to have your model name or number, power rating (if applicable) and date of purchase. As part of our quality and training programme calls may be recorded or monitored.

Mira Showers Website (www.mirashowers.co.uk)

From our website you can register your guarantee, download additional user guides, diagnose faults, purchase our full range of accessories and popular spares, refer to our FAQ's and request a service visit.

Spares and Accessories

We maintain extensive stocks of genuine spares and accessories and aim to provide support throughout the product's expected life. Payment can be made by phone at time of order using most major Credit or Debit cards and we aim to despatch orders within two working days. Items purchased from us are guaranteed for 12 months from date of purchase. For safety reasons spares exposed to mains voltages should only be fitted by competent persons.

Returns – items can be returned within one month of date of purchase, providing that they are in good condition and the packaging is unopened. Please obtain authorisation from our Customer Services Team before return. We reserve the right to apply a 15% restocking charge.

Service / Repairs

We have a nationwide team of Service Technicians who can carry out all service or repair work to your product within the guarantee period and beyond. You have the assurance of a fully trained Mira Technician, genuine Mira spare parts and a 12 month guarantee on any chargeable work done.

Payment should be made directly to the Service Technician who will accept most major Credit or Debit cards.

To Contact Us

UK

Telephone: 0844 571 5000

www.mirashowers.co.uk

E-mail: technical@mirashowers.com

Fax: 01242 282595

By Post: Mira Customer Services Dept, Cromwell Road, Cheltenham, Gloucestershire, GL52 5EP

Eire

Telephone: 01 459 1344

E-mail: sales@modernplant.ie

Fax: Dublin 01 459 2329

By Post: Modern Plant Ltd (Dublin), Otter House, Naas Road, Clondalkin, Dublin 22

Mira is a registered trade mark of
Kohler Mira Limited.

The company reserves the right to alter
product specifications without notice.



mira
SHOWERS