

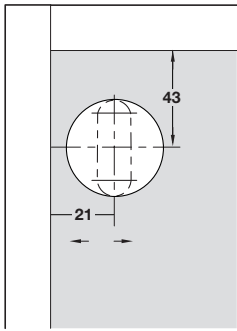
# Cabinet Hanger

Description	Finish
Cabinet hanger, unhandled, <b>fixings included</b>	Zinc-plated
Wall fixing plate	Zinc-plated
Cover cap Ø 35mm	Silver



## DRILLING PLAN

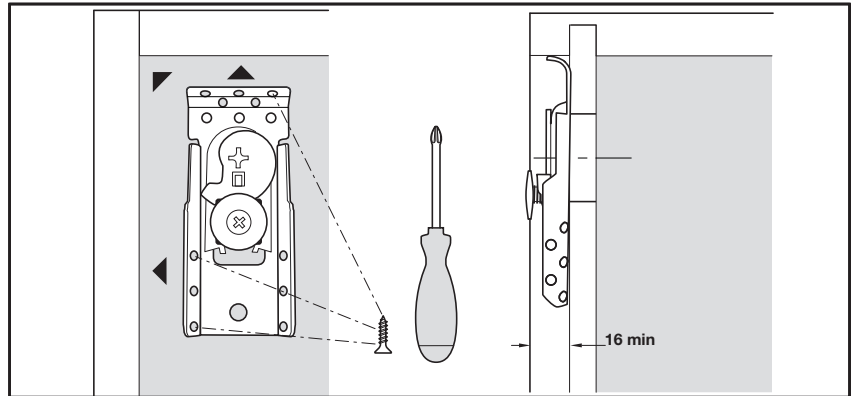
HOLE IN REAR PANEL:  
 Ø 35 mm FOR ROUND COVER CAP.  
 12 x 36.5 mm FOR OVAL COVER CAP.



## APPLICATION

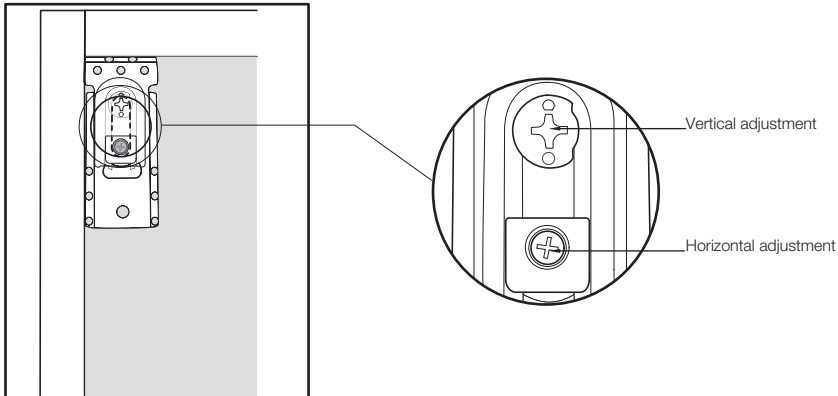
**1**

FIX THE CABINET HANGER IN POSITION BY USING THE **3.5x16 mm** WOOD SCREWS PROVIDED.



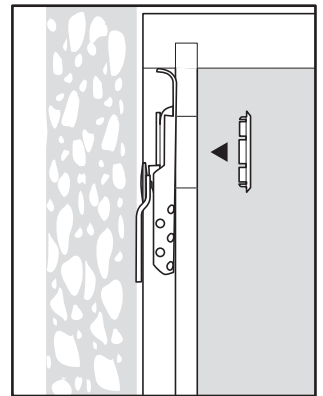
**2**

ADJUST THE CABINET VERTICALLY AND HORIZONTALLY ACCORDING TO THE APPLICATION.



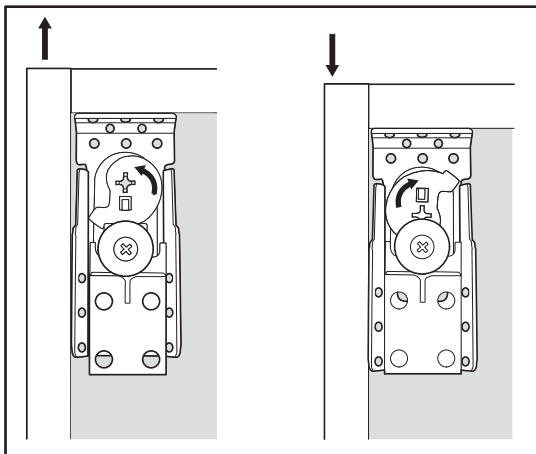
**3**

INSERT THE COVER CAP INTO THE ADJUSTMENT HOLE.

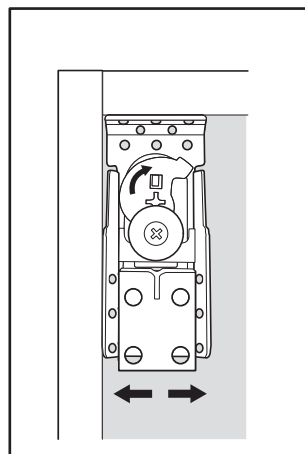


## ADJUSTMENT DETAILS

VERTICAL ADJUSTMENT 11 mm.



LATERAL ADJUSTMENT 12 mm.



HORIZONTAL ADJUSTMENT 10 mm.

