



Digital Manometer 608 & 608BT

TestProducts International, Inc.



The Value Leader

Visit www.tpieurope.com

A. INTRODUCTION

1. Congratulations: Thank you for purchasing TPI products. The 608(BT) is easy to use and built to last. Please remember to complete product warranty registration on our website at www.tpieurope.com.
2. Product Description: The 608(BT) digital manometer measures pressure or vacuum in four units of measure. Please follow manufactures recommendations on all equipment being serviced with the 608(BT).

B. SAFETY CONSIDERATIONS

1. Wear safety goggles.
2. Make sure system pressure does not exceed the capability of the 608(BT) before connection.
3. Check all connections making sure they are secure with no leaks.
4. Observe all manufacturers recommendations.

C. General Specifications

Sensor Type	Temperature compensated solid state
Connector Type	Standard 1/4" Barb Fitting
Range	-150 mBar to + 150 mBar
Units of Measure	PSI, mBar, KPa, inH ₂ O
Over Pressure	+/- 300 mBar
Operating Temperature	-10° to 50°C (14° to 122°F)
Power Supply	9 Volt Alkaline

D. Accuracy

Measurement	Range	Resolution	Accuracy
inH ₂ O	+/(0.01 to 29.99)	0.01	+/- 0.3 inH ₂ O
	+/(30.0 to 60.0)	0.1	+/- 0.6 inH ₂ O
mbar	+/(0.01 to 29.99)	0.01	+/- 0.3 mbar
	+/(30.0 to 150.0)	0.1	+/- 1.5 mbar
KPa	+/(0.001 to 2.999)	0.001	+/- 0.03 KPa
	+/(3.00 to 15.00)	0.01	+/- 0.15 KPa
PSI	+/(0.001 to 2.175)	0.001	+/- 0.021 PSI

E. MEASUREMENT TECHNIQUES

1. Turn the 608(BT) on by pressing the ON/OFF key. The display will initially read “608” along with “APO” or “- - - -”, and the selected unit of measure. After this initial display the 608(BT*) is ready for use.

*Please see pages 4 to 6 to connect Bluetooth version to the FREE TPI View app. for enhanced features.

APO = Auto Power Off enabled - the 608 will turn off after 20 minutes

- - - - = Auto Power Off disabled - the 608 will stay on until turned off

Follow these steps to change the unit of measure and to enable or disable auto power off as required.

a) With the 608 turned off, press and hold the ON/OFF key until the display flashes “APO” or “----” and the unit of measure annunciator.

b) Release the ON/OFF key and then press it repeatedly until the desired unit of measure is displayed. The unit of measure annunciators will cycle through mmH₂O, mbar, KPa, PSI, and inH₂O each time the ON/OFF key is pressed.

c) Press the ZERO key to enable or disable auto power off. “APO” displayed indicates auto power off is enabled, “- - - -” displayed indicates auto power off is disabled. Pressing the ZERO key cycles between these two options.

d) Once the desired unit of measure and auto power off mode is selected, allow the 608 to turn off and then turn it back on and proceed with testing. The 608 will turn on in the last selected unit of measure and auto power off mode until changed.

2. Zero the displayed reading by pressing the ZERO button.

3. Connect the 608(BT) to the device under test.

Additional Features

Backlight - The backlight can be activated to make the display easier to see in dark environments. Press the BL button to turn the backlight on. The display will light up and “BL” will be displayed. To preserve battery life, the backlight will remain on for 15 seconds and then turn off.

Case Magnets and Hook - The 608 back case is equipped with magnets and a hook. This allows the 608 to be secured during tests.

F. ACCESSORIES

<u>Item #</u>	<u>Description</u>
---------------	--------------------

A009A9 Volt Alkaline Battery (included)
-------	---

A616Soft Carrying Pouch (optional)
------	-------------------------------------

A608BTSplashproof Protective Cover (optional)
--------	--

G. MAINTENANCE

1. Clean the surface of the instrument using a damp cloth.
2. Replace the 9 Volt battery when the low battery indicator appears on the LCD.

H. TROUBLE SHOOTING

Symptom

Probable Cause

Display reads “oFL”

Pressure over range
Low battery.
Damaged sensor.

608 does not turn on.

Dead or low battery.
Defective POWER ON switch.
Broken battery connector.

I. WARRANTY

This product is warranted to the purchaser against defects in material and workmanship for three years from the date of purchase.

Covered by Warranty: Repair parts and labor; or replacement of the product at company’s option. Normal transportation charges to the purchaser are also covered.

Not Covered by Warranty: Damages to the product which are the result of abuse, improper use or maintenance are not covered. Any other expense, consequential damages, incidental damages, or incidental expenses including damages to property are not covered. Transportation expenses to the company are not covered.

Some states do not allow the exclusion or limitation of incidental or consequential damages, so the above limitations or exclusions may not apply to you.

To Obtain Warranty Performance: Include with the product: your name, address, phone number, written description of the problem and proof of purchase date. Carefully package and return to:

TPI, Inc.
9615 SW Allen Blvd.
Beaverton, OR 97005
USA

TPI, Ltd.
342 Bronte Rd. S., Unit 9
Milton, Ontario L9T 5B7
Canada

TPI, Europe Ltd..
Longley House, International Drive
Crawley, W.Sussex. RH10 6AQ
England

Implied Warranties: Any implied warranties including implied warranties of merchantability and fitness for a particular purpose, are limited in duration to three years from date of purchase. To the extent any provision of this warranty is prohibited by federal or state law and cannot be preempted, it shall not be applicable. This warranty gives you specific legal rights, and you may also have other rights which vary from state to state.

608BT BLUETOOTH VERSION

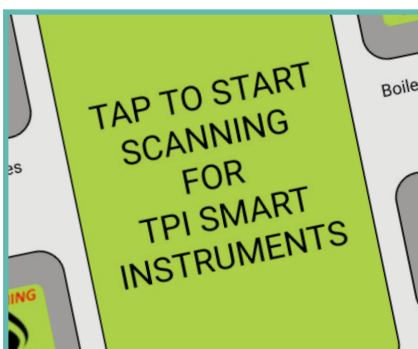
1. Congratulations: Thank you for purchasing TPI products. The 608BT is easy to use and built to last. It is backed by a 3 year limited warranty.
2. Product Description: The 608BT is a Single Input Manometer Pressure “Smart Probe”. It connects to your mobile device and uses the TPI View App to display pressure readings & perform Let/By Tightness Test.
Data can be displayed, saved, logged, allocated to a specific job & e-mailed from within the TPI View app once the 608BT is connected to it.
3. Download the View app from either the Apple App Store or the Google Play Store.

TPI View App

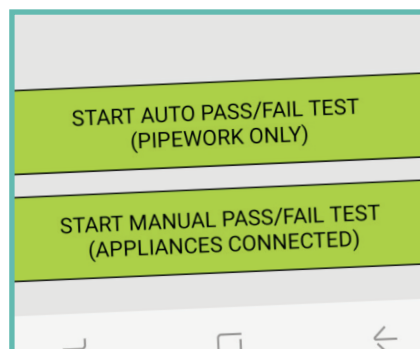


As simple as 1, 2, 3

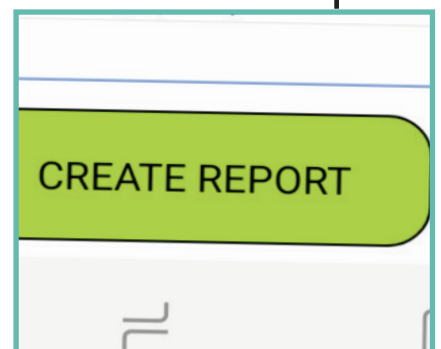
1. Connect



2. Start Test



3. Create Report



Perform various types of pressure tests such as, Live Pressure, Fan Pressure, Working Pressure & even FULL UK Let ByTightness Tests using the FREE TPI View app.

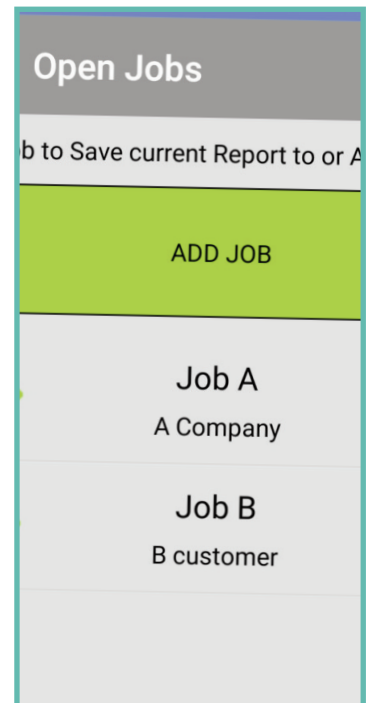

Job Management allows you to create multiple JOBS and attach multiple REPORTS to each JOB

Create JOBS before you start taking readings

Give each report a different reference/name

Save to a JOB, Print or E-mail or ALL 3 - the choice is Yours!!

Save to an existing JOB or create a NEW one



The 608BT has been tested with the following standards and is in compliance with the council RED directive 2014/53/EU: -



Dongguan Precise Testing & Certification Corp.,Ltd.
Building D,Baoding Technology Park,Guangming Road 2,
Guangming Community,Dongcheng District,Dongguan,Guangdong,China

CERTIFICATE OF CONFORMITY

No.: PTCDQ01170410601

Applicant : SUMMIT CO.,LTD
Address : 58, Gaetbeol-ro, Yeonsu-gu, Incheon, Korea
Manufacturer : SUMMIT CO.,LTD
Address : 58, Gaetbeol-ro, Yeonsu-gu, Incheon, Korea
Product : DIGITAL MANOMETER
Model : TPI608BT

The submitted sample of the above equipment has been tested and found to comply with the following European Directive:

RED Directive 2014/53/EU

The standard(s) used for showing compliance with the essential requirements in the specified directive(s):

Applicable Standard(s)	Test Report(s) Number
ETSI EN 300 328 -V2.1.1	PTCDQ01170410601E-EM01
ETSI EN 301 489-1 V1.9.2	PTCDQ01170410601E-EM02
ETSI EN 301 489-17V2.2.1	
ETSI EN62479:2010	PTCDQ01170410601E-EM03
EN 60950-1:2006+A11:2009+A1:2010 +A12:2011+A2:2013	PTCDQ01170410601S-LD01

This certificate is part of the full test report(s) and should be read in conjunction with it. This certificate is based on an evaluation of one sample of above mentioned product. It does not imply assessment of the production of the product. Without the written approval of Dongguan Precise Testing Service Co.,Ltd, this certificate is not permitted to be reproduced, except in full. It is not permitted to use the test lab's logo. The CE marking may only be used if all the relevant and effective European Directives are applicable.



Jacky Ou
Manager
Date: Apr 14, 2017



Tel:86-769-23368601 Fax:86-769-23368602 <http://www.pts-testing.com>



Thank You!!!!



& Welcome to the TPI Family

We really appreciate you coming onboard, if you aren't already, and look forward to serving you over the next few years, and beyond. For the best experience head over to

www.tpieurope.com,

create your account and register your product.

Benefits include:

- Everything in one place
- Create service, calibration and warranty/repair requests
- Download certificates
- Contact sales, support and customer service
- Read correspondence from TPI including Service updates
- Manage your order history
- Shop Online for accompanying products and spares delivered direct to your door

Please do not hesitate to contact us by any of the following methods:-

Tel: 01293 530196

E-mail: sales@tpieurope.com or service@tpieurope.com

Website: www.tpieurope.com inc. LIVECHAT

Facebook: @tpieurope

Twitter: @TPIEuropeLTD



Test Products International Europe Ltd.

Longley House, International Drive
Southgate, Crawley, West Sussex RH10 6AQ

Tel: +44 (0) 1293 530196

www.tpieurope.com