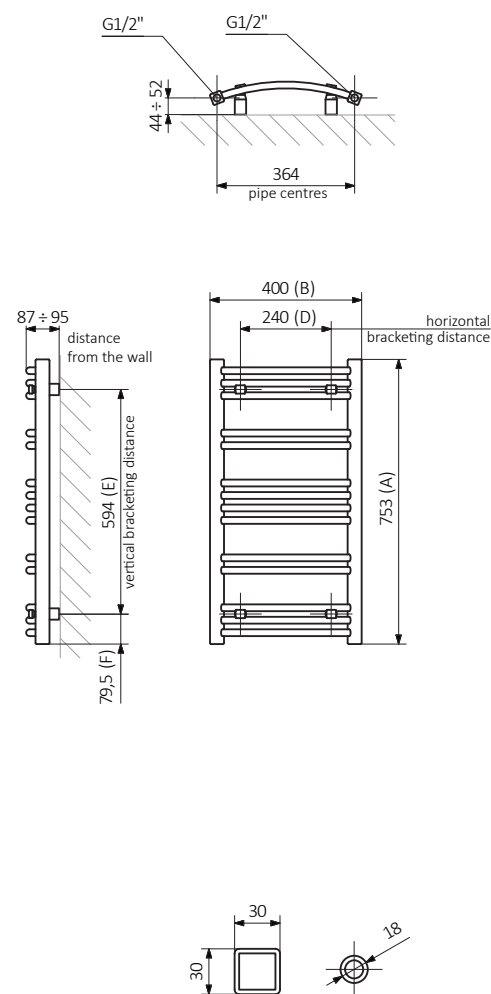


Installation guide Jade 753 x 400 mm

Please read the instructions in full before starting to fit your radiator.

- Please check that all parts listed are present before starting installation.
- Valves are not provided, please make sure that you have them before you start. This product requires standard 1/2" radiator valves.
- Before drilling holes for the brackets please check that there are no hidden wires or pipes.
- The plugs supplied are for hard walls masonry only. Please make sure you are using the correct plug for your wall.
- Terma radiators are designed for closed heating systems.
- The radiator should be fitted at least 100 mm from the floor to maximise heat efficiency.
- Noting the distances between bracket centres, mark out the position of the brackets on the wall.
- Drill holes to approximately 80 mm depth using a 10 mm drill bit and insert rawl plugs (1). Using connecting screw with a washer (2) attach mounting bracket-1 (3).
- Using Mounting bracket - 2 (5) and conical nut (4) on the inside and mounting bracket - 3 (6) and fixing screw on the outside fix the brackets to the radiator.
- Guide all mounting brackets-2 (5) into mounting brackets-1 (2) and fix the radiator tightening the fixing screws.
- Place caps onto mounting brackets - 3
- Connect the water flow using appropriate 1/2" BSP valves. Follow valves manufacture guidelines for correct installation.
- Fill the radiator and purge any trapped air via the bleed valve at the top of the radiator.
- Wipe your radiator down using a clean damp cloth. Never use scourers or abrasives.



Fixing kit content

rawl plug (1)



mounting (2)
bracket - 1



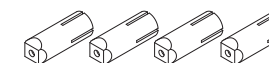
wall fixing (3)
screw +
washer



conical nut (4)



mounting (5)
bracket - 2



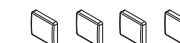
mounting (6)
bracket - 3



fixing screw (7)



cap (8)



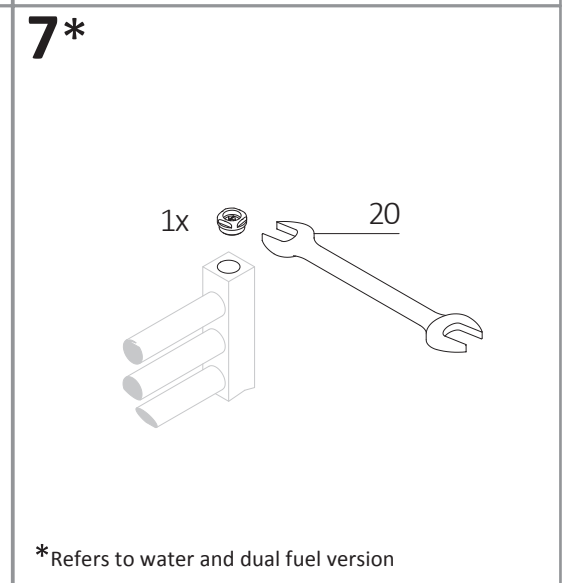
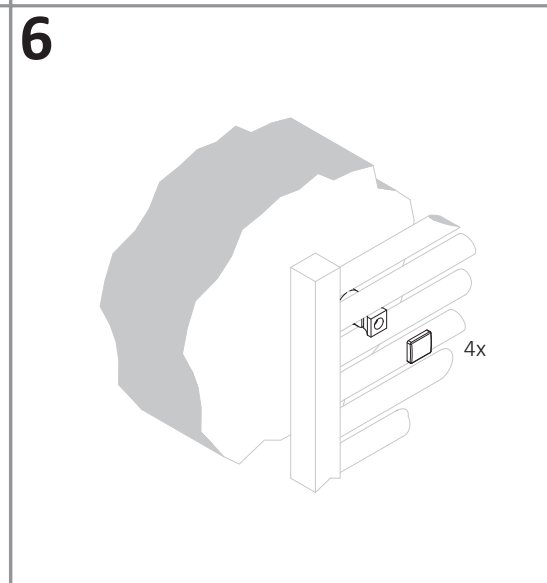
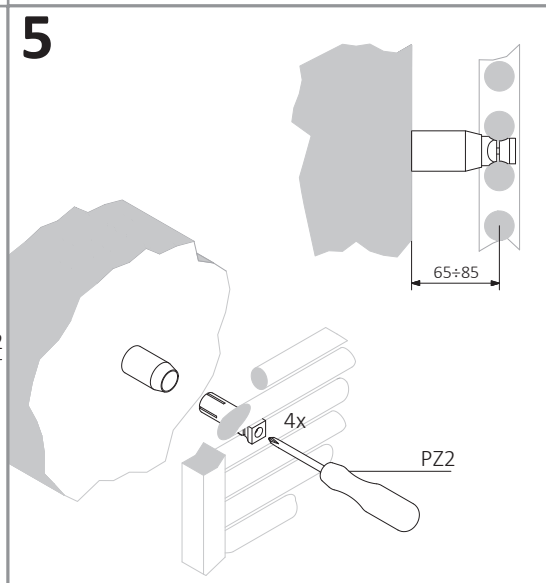
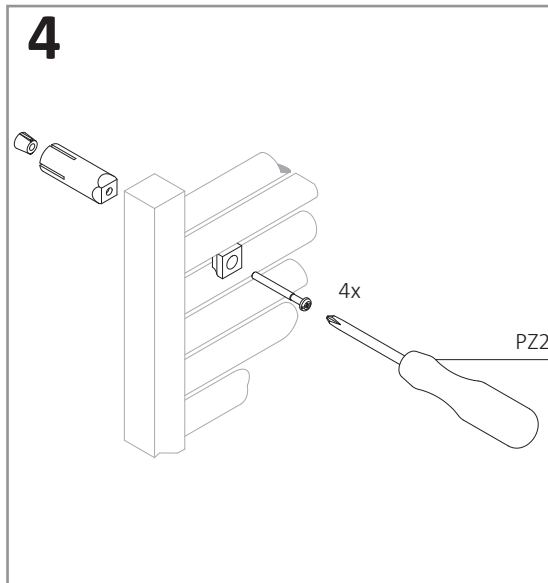
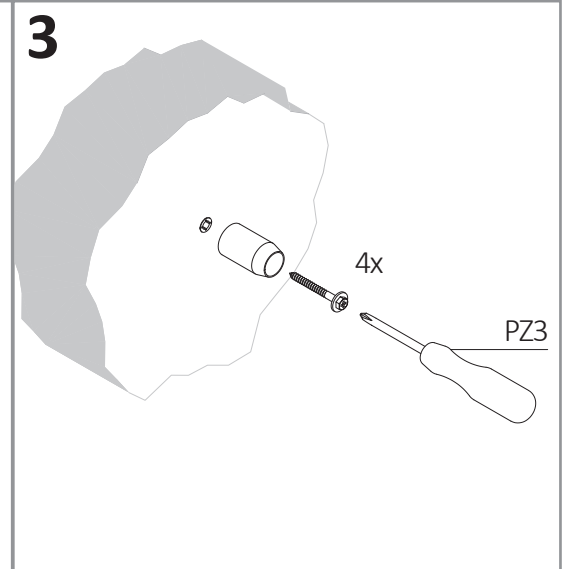
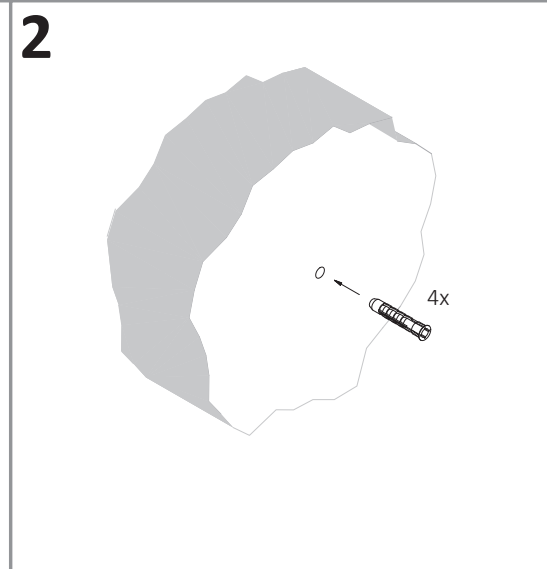
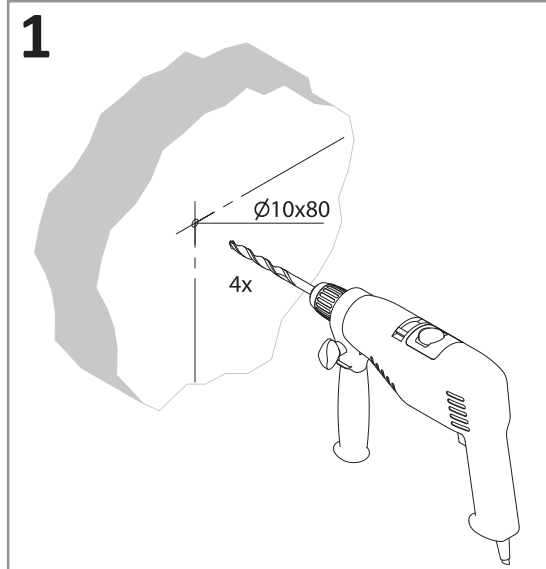
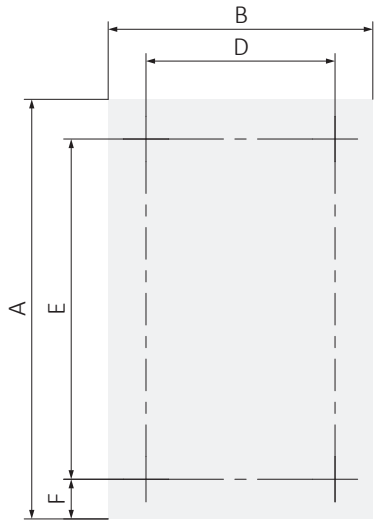
air vent *



*Refers to water and dual fuel version

For all installation and warranty enquiries please contact Crimson Bear Customer Support on 01535 636256

Mounting bracket TERMA RU; 65÷85 mm; 4x



*Refers to water and dual fuel version