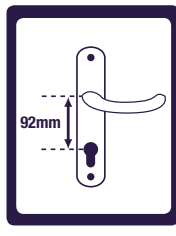
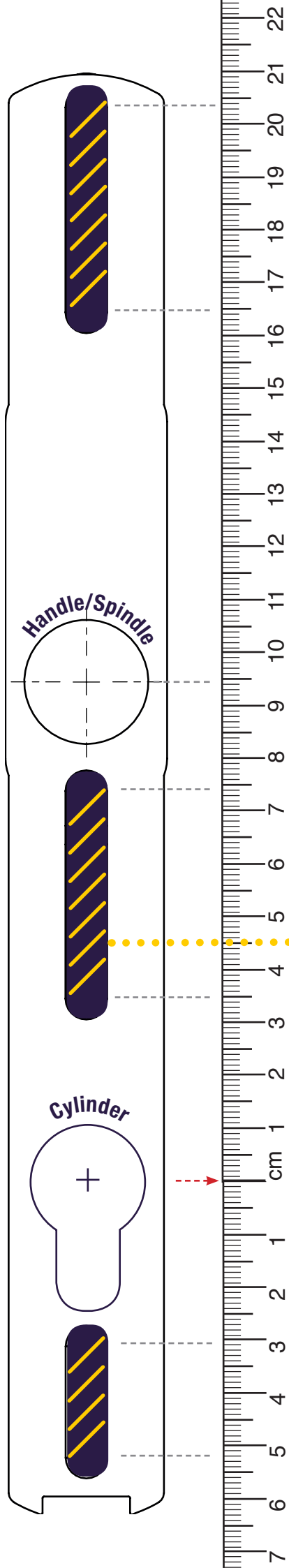


# Conexis® L1 Smart Door Lock 3 Step Compatibility Guide.

**1. Centre Measurement**  
Measure the distance between the centre of the cylinder and the centre of the door handle/spindle. This must be **92mm**.  
(We recommend you remove the internal handle for accurate measurements)

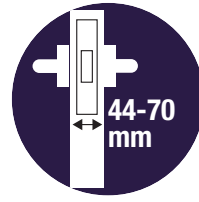
**92mm (Centres)**

**! Critical Measurement**

**2. Door Thickness**  
When measuring your door ensure the thickness is between **44-70mm**.

**! Critical Measurement**



**44-70 mm**

**3.** Taking the centre of the cylinder as a start point - Ensure at least 2 out of 3 yellow striped zones align with existing screw holes on your door. The **Conexis® L1 Smart Door Lock** is adjustable within these areas.

The Conexis® L1 Smart Door Lock is **NOT** compatible with the 'Avantis' brand of multipoint door locks.

'Avantis' multipoint door locks are distinguishable by having the locking bolt above the latch bolt.

Don't worry if your door doesn't meet all of the above specifications. Please email Yale Consumer Support: [Info@Yale.co.uk](mailto:Info@Yale.co.uk)  
(Entering - 'Conexis' in Subject Line)