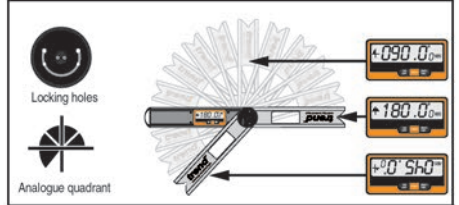


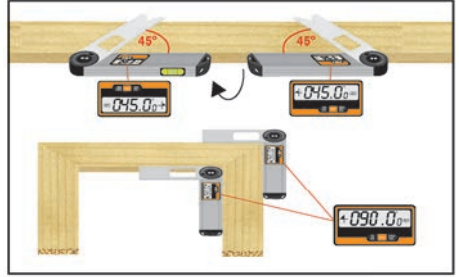
# DIGITAL ANGLE FINDER WITH SPIRIT LEVEL 200mm (8")

**Calculates angles quickly & accurately.**

- Easy to use with three press buttons.
- Large aluminium stock for stability.
- Incorporates a high quality spirit level.
- Lock function to prevent last measurement being lost (ABS mode).
- Auto-shut off in 5 minutes.
- Large LCD display with digital readout.
- Measuring range from 000.0° to 220.0°. Can reach 360.0° when locking knob is removed.
- Metal rule with metric and imperial scale and locking function.
- Ideal for woodworking, construction and machinery.
- Includes CR2032 3v Lithium battery.



Four locking holes for specific range measuring. Remove the locking knob to allow for 360° measuring.




**GB Trend Machinery & Cutting Tools Ltd.**  
Tel: 0044(0)1923 249911  
technical@trendm.co.uk  
www.trend-uk.com

**USA Trend Routing Technology Inc.**  
Tel: 336 292 5051  
technical@trend-usa.com  
www.trend-usa.com

Product Ref.  
**DAF/8**



5 027654 560556 >



# DIGITAL ANGLE FINDER

**WITH SPIRIT LEVEL  
200mm (8")**

**Calculates angles quickly & accurately.**

- Large LCD display with digital readout.
- Large aluminium stock for stability.
- Built-in high quality spirit level.
- Measuring range from 000.0° to 220.0° with accuracy of 0.05°.
- Metric / imperial scale rule with locking function.
- Ideal for woodworking, construction and machinery.



**Rule**



**Angle Finder**

**IMPORTANT**  
Please fit batteries carefully.



# DIGITAL ANGLE FINDER REF. DAF/8

Thank you for purchasing this Trend product which should give lasting performance if used in accordance with these instructions.

## INTENDED USE

This accessory is intended to be used to measure and transfer an angle.

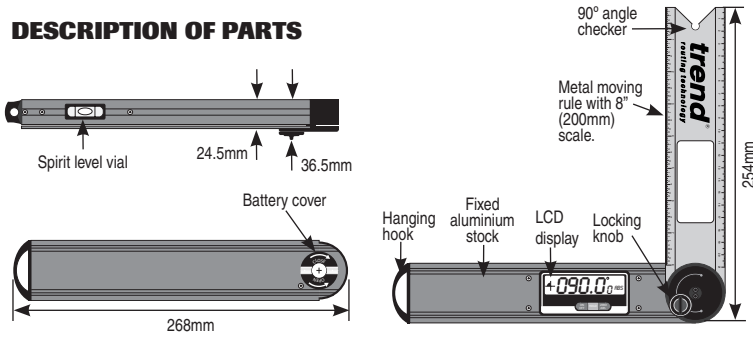
## SAFETY

Read and understand the instruction sheet carefully before using. This is a sensitive precision tool. Do not disassemble or drop it. Please note the sharp edges, avoid scratching. Store out of reach of children. Do not use as a toy or as a weapon. PLEASE KEEP THESE INSTRUCTIONS IN A SAFE PLACE.



This product conforms with EMC Directive 2004/108/EC.

## DESCRIPTION OF PARTS



## OPERATION

Analogue quadrant \*ABS\* Mode



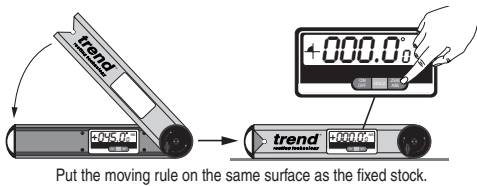
- ON OFF** Press to turn off LCD. Long press for 8 secs to turn off.
- HOLD** To hold angle currently on the display.
- ZERO ABS** Press to switch between absolute & relative modes. Long press to set the moving rule to zero.

Please note: LCD display will not show a minus (-) symbol.

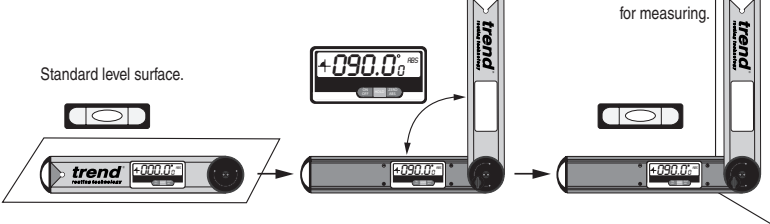
## ABS Setting

In ABS mode pressing zero/ABS button for 5 seconds sets the zero position of the moving blade.

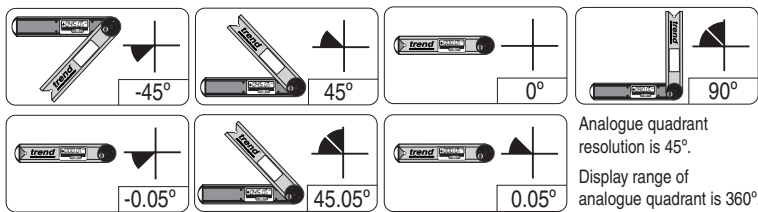
ABS mode automatically recalls the original position of zero after power off. Display always reads upright.



## Spirit Level Application



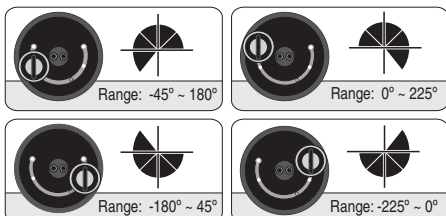
## Moving Rule Analogue Quadrant Instruction



Please note: LCD display will not show a minus (-) symbol.

## Measuring Range Locking Positions

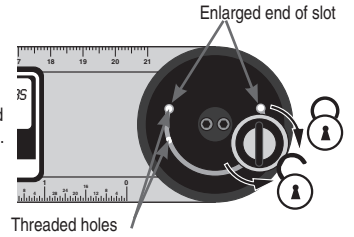
Four different measuring ranges can be achieved depending on the location of the locking knob.



The measuring range can reach 360° if you unscrew and remove the locking knob.

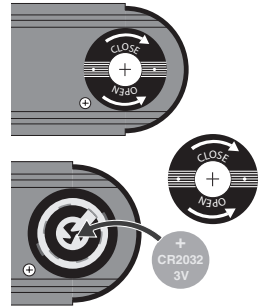
- Rotate locking knob clockwise to tighten the moving rule.
- Rotate locking knob anti-clockwise to loosen the moving rule.

- To remove locking knob rotate moving rule until it reaches the stop, then unscrew knob.
- To refit ensure the knob is placed in the enlarged end of the slot and tighten into the relevant threaded hole.
- Rotate locking knob anti-clockwise to loosen the moving rule.



## Battery Fitting and Replacement

- To fit or replace battery, twist cap on back of unit and remove.
- Remove battery carefully. Insert new battery type CR2032 3v.
- Re-insert cap and twist to close using direction arrows on the cap.



## Battery Care

**WARNING!** Insert battery correctly. Keep batteries away from children. Do not swallow, open, recharge, or expose to water, fire or high temperature: may explode, leak and cause damage.

## TROUBLESHOOTING

Problem	Possible Cause	Solution
No display or ambiguous reading.	Lower voltage, no battery or incorrect installation of battery.	Reinstall battery or replace battery.
Erratic Display.	Misfunction caused by high vibration or heavy swinging of rule.	Press zero to reset zero.
Number skip or frozen display.	Internal error.	Remove battery, wait one minute and replace.

## MAINTENANCE

The rule has been designed to operate for a long period of time with the minimum of maintenance. Continual satisfactory operation depends upon proper tool care and regular cleaning.

## Cleaning

- Clean with mild liquid soap and a damp cloth. Dry with a soft cloth.
- Never immerse in water. Rule requires no additional lubrication.

## Storage

- Return to packaging after use if it is not to be used for a long time. Store in a dry and shady place. Never leave it outside or in a wet environment. Before storing, it is advisable to wipe surfaces with anti-rust oil.

## GUARANTEE

All Trend products are guaranteed against any defects in either workmanship or material, except products that have been damaged due to improper use or maintenance.

## ENVIRONMENTAL PROTECTION

Recycle raw materials instead of disposing as waste. Packaging should be sorted for environmental-friendly recycling.



Separate collection. This product must not be disposed of with normal household waste.

## Household User

Local regulations may provide for separate collection of electrical products from the household, at municipal waste sites or by retailer when you purchase a new product. Please call Trend Customer Services for advice as how to dispose of unwanted Trend electrical products in an environmentally safe way or visit [www.trend-uk.com](http://www.trend-uk.com)

## Business User

Please call Trend Customer Services for disposal of unwanted Trend electrical products.

## Batteries and the Environment



This unit uses Lithium Ion (Li-ion) batteries. When battery pack needs replacing, we recommend the following: Discharge the energy from the batteries by running them down completely and then remove them from the tool. Li-ion cells are recyclable so do not throw them away with household waste. They may end up in an incinerator or landfill, which must be avoided.

Instead, take the batteries to a Trend Service Agent, your local Trend Stockist or a local recycling station. If necessary contact your local municipality for disposal information. The collected batteries will be disposed of properly and/or used for recycling purposes.

## TECHNICAL DATA

Measuring Range: 000.0° - 220.0° (can reach 360.0° when locking knob is removed)  
 Working Temperature: +5°C to +45°C Working humidity: ≤ 85% RH  
 Working Current: ≤ 80 uA Resolution: 0.05°/3' Accuracy 0.15°  
 Battery: CR2032 3V Lithium Battery Weight 351g



Denotes risk of personal injury, loss of life or damage to the tool in case of non-observance of the instructions. The attention of UK users is drawn to The Provision and Use of Work Equipment Regulations 1998, and any subsequent amendments. Users should also read the HSE/HSC Safe Use of Woodworking Machinery Approved Code of Practice and Guidance Document and any amendments. Users must be competent in woodworking equipment before using our products.

Our policy of continuous improvements mean that specifications may change without notice. Trend Machinery & Cutting Tools Ltd. cannot be held liable for any material rendered unusable, or for any form of consequential loss.

© Copyright Trend 2013. E&OE.  
 © All trademarks acknowledged.