







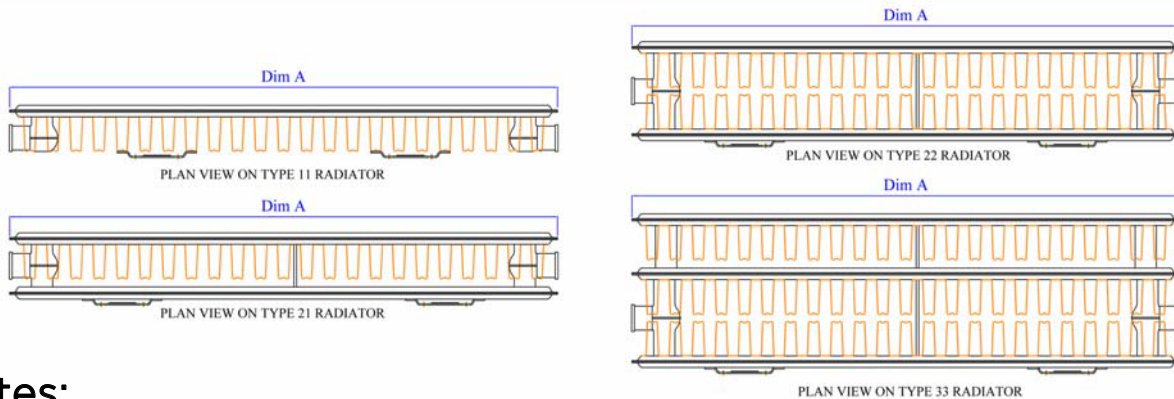
Assembly Instructions Narrow Fin Panel Radiator

Pack Contents

Ref	Desc.	Illustration	Qty
A	Narrow Fin Rad Horizontal Use		1
B	Air Vent		1
C	Blanking Plug		1

Ref	Desc.	Illustration	Qty
D	Galvanized Brackets.		2 (3 on 1800mm + long)
E	Anti Vibration clips		8

Radiator Plan Views:



Notes:

- Please read the installation instructions thoroughly before mounting the radiator
- Please choose appropriate wall fixings for the wall surface you are mounting the radiator on
- All dimensions are in millimetres
- Packaging includes a vapour barrier and will protect product from degrading.
- Radiators are supplied with a 10 year manufacturer's warranty subject to our terms and conditions available on our website www.quinn-radiators.com
- Radiators at end of life can be disposed as metal scrap at any recycling centre.

Recommendations:

- For larger radiators it is recommended that for the safe movement and mounting of your radiator, two people are used to lift and support
- Ensure the installation and commissioning of the radiator is carried out in accordance with BS EN 7593:2006
- Your radiator carries a 10 year guarantee, failure to use a corrosion inhibitor in your heating system will invalidate the manufacturers warranty

Helpline : 01633 657260
Fax : 01633 657224
Open 8:00 to 17:00 Monday to Friday