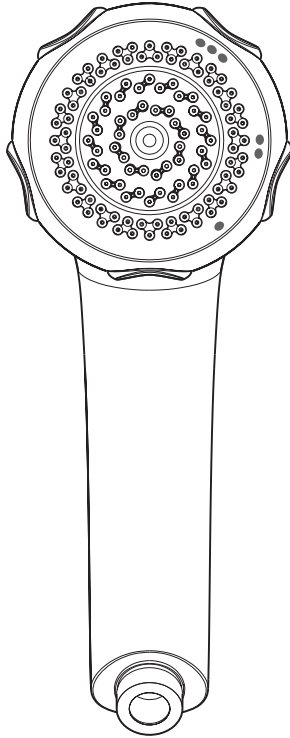


***mira***  
**eco**



## ECO ADJUSTABLE HANDSET

1668.001 & 1668.002

Accessory Pack

Installation & User Guide

**These instructions are to be left with the user**

# INTRODUCTION

The Mira Eco adjustable shower handset has three different spray actions: start, soothe, and force. It is suitable for most high pressure mixer showers.

The Mira adjustable shower handset is available in white or chrome finish.

## System Applications

- Gravity-fed systems 0.5 bar and above
- Mains pressure systems
- Pumped systems
- Should not be used with electric showers

## Additional Features

- Save up to 75% water compared with Mira Logic at 0.5 bar pressure level
- Adjustable showerhead with three spray patterns, aerating across all three
- Visual indicators for spray settings
- Rub-clean rubber nozzles to remove scale build-up.
- Rubberised finger grips for easy adjustment.

## Operation

The Mira Eco functions by drawing air into the handset. Some noise will be noticeable to produce this aeration effect.

## Combi Boilers

When used in conjunction with an instantaneous water heater (combi boiler) in summer months, you may experience fluctuations in water temperature when additional draw offs of cold water are taken e.g. (taps or toilet flush).

## Pumped Systems

To get the greatest savings from Eco handset, we recommend the pump is run at the lowest flow setting.

## Design Registration

Design Registration	3 003 935
---------------------	-----------

## Water Saving

Water efficiency not only saves money but helps improve the environment and conserve the water we have. Heating water accounts for a lot of the energy used in homes, so the more water used, the more energy is needed, contributing to climate change.

Mira ECO Handset reduces the amount of water needed thanks to its aeration device and therefore uses less energy to heat the water.

Below are some key points which highlight more ways of being water and energy efficient:

- Any warm water which comes through the tap first before running cold can be collected and used to water plants
- Keep a jug of water in the fridge instead of waiting for the tap to run cold
- Turning off the taps when you are brushing your teeth or shaving can save up to five litres a minute
- Vegetables and fruit should be washed in a bowl rather than under a running tap
- Use the minimum amount of water required when you boil water in saucepans and kettles, saving energy as well as water
- Dripping taps can waste up to 4 litres of water a day. Replace worn tap washers for a quick and cheap way of saving water
- Always use the Mira Eco to ensure you save water and improve energy efficiency.

# SPECIFICATION

## Specifications

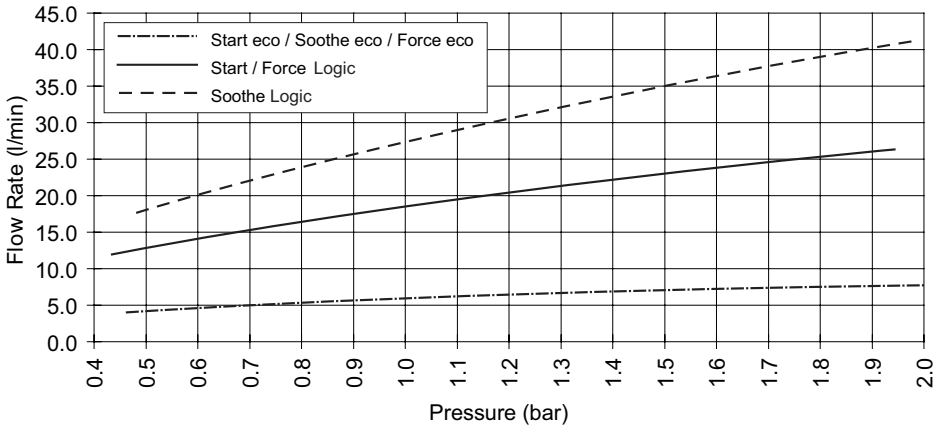
Mira Eco should not be used on gravity fed systems under 0.5 bar pressure or electric showers.

Minimum maintained pressure: **50 kPa (0.5 bar)**.

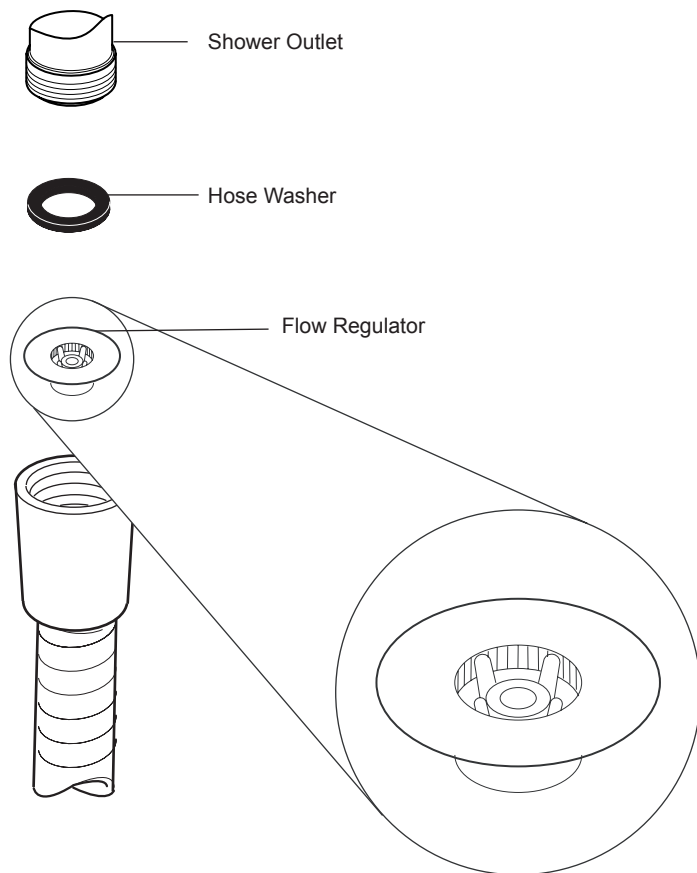
Maximum maintained pressure: **500 kPa (5.0 bar)**.

**Warning!** Exceeding the stated maximum maintained pressure could result in excessive spray forces and possible damage to the product.

The graph below shows the water saving made using the ECO handset.



To cap the flow rate at a maximum of 7 litres per minute, or to reduce any vibration caused by certain water systems, an optional flow regulator is provided. If required, install the flow regulator between the shower outlet and the hose, as illustrated.

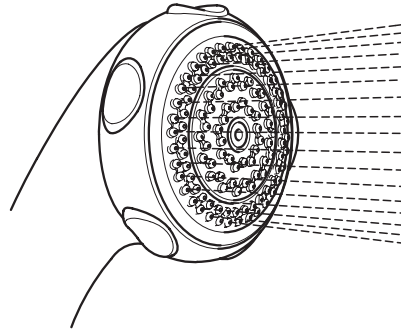


# OPERATION

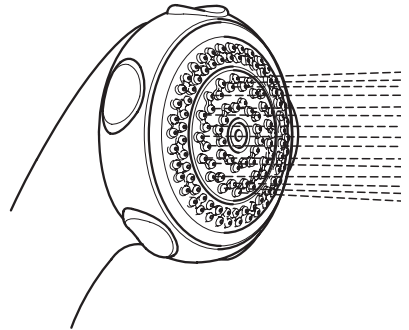
## Spray Settings

The Mira Eco handset has three different spray modes, **Start**, **Soothe** and **Force**. All three modes aerate enabling water saving across all sprays. The handset operation is described below:

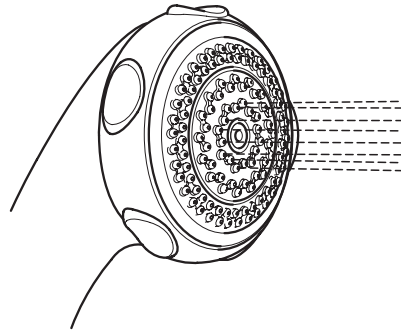
1. **Start:** Turn the spray plate anticlockwise until it 'clicks'. Water will flow from the outer set of holes.



2. **Soothe:** Turn the spray plate anticlockwise until it 'clicks'. Water will flow from the large diameter holes.



3. **Force:** Turn the spray plate anticlockwise until it 'clicks'. Water will flow from the inner set of holes.

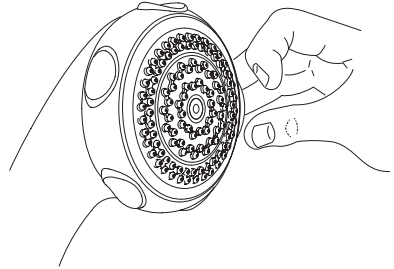


# MAINTENANCE

## Cleaning

Many household cleaners contain abrasives and chemical substances, and should not be used for cleaning plated or plastic fittings. These finishes should be cleaned with a mild washing up detergent or soap solution, and then wiped dry using a soft cloth.

1. To remove limescale, use your thumb or a soft cloth to wipe any limescale from the soft rubber nozzles and the front face of the showerhead.



## SPARES

450.08 Service Pack 'O' Seals - components identified 'A'

450.13 Adjuster Ring - White

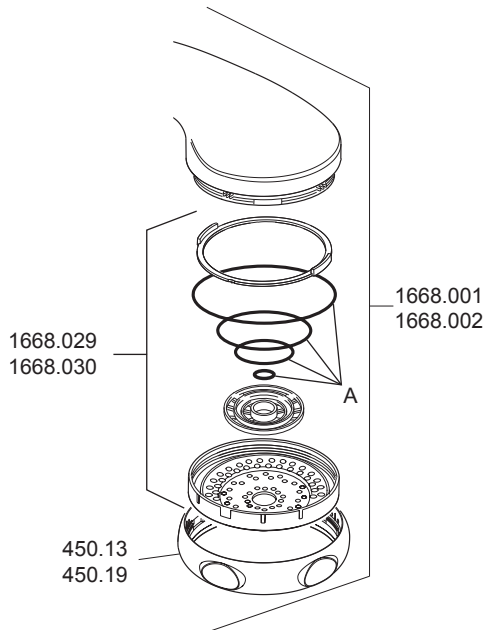
450.19 Adjuster Ring - Chrome

1668.001 ECO Handset - White

1668.002 ECO Handset - Chrome

1668.029 Spray Plate Pack - Chrome

1668.030 Spray Plate Pack - White



# CUSTOMER SERVICE

## Guarantee

Your product has the benefit of our manufacturer's guarantee which starts from the date of purchase.

To activate this guarantee, please return your completed registration card, visit our website or free phone 0800 0731248 within 30 days of purchase (UK only).

Within the guarantee period we will resolve defects in materials or workmanship, free of charge, by repairing or replacing parts or product as we may choose.

If you have not previously activated the guarantee, you will be required to do so prior to the provision of assistance. If you do not activate your guarantee our Engineer will be entitled to charge full payment for the visit (Call out fee plus parts).

**This guarantee is in addition to your statutory rights and is subject to the following conditions:**

- The product must be installed and maintained in accordance with the instructions given in this user guide.
- Servicing must only be undertaken by us or our appointed representative. **Note!** if a service visit is required the product must be fully installed and connected to services.
- Repair under this guarantee does not extend the original expiry date. The guarantee on any replacement parts or product ends at the original expiry date.
- For shower fittings or consumable items we reserve the right to supply replacement parts only.

**The guarantee does not cover:**

- Call out charges for non product faults (such as damage or performance issues arising from incorrect installation, improper use, lack of maintenance, build up of limescale, frost damage, corrosion, system debris or blocked filters) or where no fault has been found with the product.
- Water or electrical supply, waste and isolation issues.
- Compensation for loss of use of the product or consequential loss of any kind.
- Damage or defects caused if the product is repaired or modified by persons not authorised by us or our appointed representative.
- Routine maintenance or replacement parts to comply with the requirements of the TMV 2 or TMV 3 healthcare schemes.

## What to do if something goes wrong

If your product does not function correctly when you first use it, contact your installer to check that it is installed and commissioned in accordance with the instructions in this manual. Should this not resolve the issue, contact our Customer Services Team who will offer you or your installer advice and if applicable arrange for a Service Technician to call. If the performance of your product declines, check in this manual to see if simple home maintenance is required. If you require further assistance call our Customer Services Team.

## Extended Guarantees

A selection of protection plans are available that enable you to cover repair bills for the life of your policy (excludes Eire). Ring 01922 471763 for more details.

## Helpdesk Service

Our dedicated Customer Services Team is comprehensively trained and can offer help and advice, spare parts, accessories or a service visit. We will need you to have your model name or number, power rating (if applicable) and date of purchase. As part of our quality and training programme calls may be recorded or monitored.

## Mira Showers Website ([www.mirashowers.co.uk](http://www.mirashowers.co.uk))

From our website you can register your guarantee, download additional user guides, diagnose faults, purchase our full range of accessories and popular spares, refer to our FAQ's and request a service visit.

## Spares and Accessories

We maintain extensive stocks of genuine spares and accessories and aim to provide support throughout the product's expected life. Payment can be made by phone at time of order using most major Credit or Debit cards and we aim to despatch orders within two working days. Items purchased from us are guaranteed for 12 months from date of purchase. For safety reasons spares exposed to mains voltages should only be fitted by competent persons.

**Returns** – items can be returned within one month of date of purchase, providing that they are in good condition and the packaging is unopened. Please obtain authorisation from our Customer Services Team before return. We reserve the right to apply a 15% restocking charge.

## Service / Repairs

We have a nationwide team of Service Technicians who can carry out all service or repair work to your product within the guarantee period and beyond. You have the assurance of a fully trained Mira Technician, genuine Mira spare parts and a 12 month guarantee on any chargeable work done.

Payment should be made directly to the Service Technician who will accept most major Credit or Debit cards.

## To Contact Us

### UK

**Telephone: 0844 571 5000**

Mon to Fri 8:00 am - 5:30 pm, Sat 8:30 am - 3:30 pm

E-mail: [technical@mirashowers.com](mailto:technical@mirashowers.com)

Fax: 01242 282595

By Post: Mira Customer Services Dept, Cromwell Road, Cheltenham, Gloucestershire, GL52 5EP

### Eire

**Telephone: 01 459 1344**

Mon to Thurs 8:45 am - 5:00 pm, Fri 8:45 am - 4:00 pm

E-mail: [sales@modernplant.ie](mailto:sales@modernplant.ie)

Fax: Dublin 01 459 2329

By Post: Modern Plant Ltd (Dublin),

Otter House, Naas Road, Clondalkin, Dublin 22

Mira is a registered trade mark of  
Kohler Mira Limited.

The company reserves the right to alter  
product specifications without notice.



**mira**  
SHOWERS