

LED STRIPLIGHT

RLEDSTR3W RLEDSTR4W

RLEDSTR8W RLEDSTR10W

RLEDSTR14W

Please read instructions before commencing installation and retain for future reference.

Specification:

Supply Voltage:	220-240V~50/60Hz				
Colour Temp:	3000K				
Temperature range:	5°C < ta < 40°C				
CRI:	73				
Warranty:	3year				
Dimensions:	3W	4W	8W	10W	14W
Length	275mm	395mm	520mm	620mm	815mm
Depth	22mm	22mm	22mm	22mm	22mm
Width	43mm	43mm	43mm	43mm	43mm
Weight	0.1Kg	0.14Kg	0.18Kg	0.22Kg	0.28Kg
Lamp	30LEDs	48LEDs	96LEDs	114LEDs	126LEDs
Lumen output:	210 lm	320 lm	640 lm	800 lm	1100 lm

Suitable for mounting on normally flammable surface.

Minimum distance from illuminated object is 0.5m

Up to 6 fittings may be linked together in series using linking cable supplied or by plugging directly together using butt connector

Installation:

! Electrical products can cause death or injury, or damage to property. If in any doubt about the installation or use of this product, consult a competent electrician.

1. Ensure mains supply is switched off before commencing installation.
2. Mark appropriate fixing points on wall or ceiling; check that fixings will not impinge on concealed cables or pipes before drilling holes.
3. Fix the brackets(choose brackets according to the way to install) to the wall/ceiling using suitable screws.
4. Install luminaire on the brackets.
5. Plug in live cable.
6. Terminate supply cables in suitable enclosure Live - brown and Neutral – blue.
7. In order to link more than one fitting please use link connector/ cable provided.
6. Turn on luminaire by the switch on the side, turn on supply.

Note: This luminaire has no user serviceable parts. If damaged, unplug from mains and discontinue use.

Information for the Product user

1. Please note the requirement to dispose of Waste Electrical & Electronic Equipment separately from household waste (WEEE marked with crossed out wheelee bin symbol).
2. Please consider your role in contributing to re-use and recycling by returning this product at end of life to a collection centre for waste electrical equipment or a Civic Amenity site, or to a retail outlet from which you are purchasing a replacement.
3. This equipment may contain substances that are hazardous to health and the environment if disposed of carelessly. It is important that it is separated from normal household waste and recycled in the WEEE chain
4. The "crossed out wheelee bin symbol" on a product indicates this equipment must not be disposed of in normal household waste, but should be disposed of according to local WEEE regulations

The Installation must be carried out by an electrician

LED Group
Western Retail Park
Nangor Road
Dublin 12
Ireland

Tel: +353 1 7099000
Fax: +353 1 7099060
Email: info@led.ie
Website: www.led.ie



Installation diagram:

Figure 1

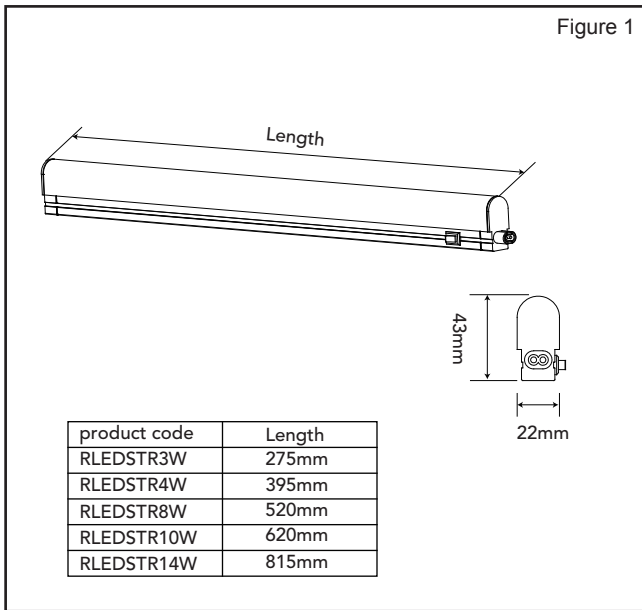


Figure 2

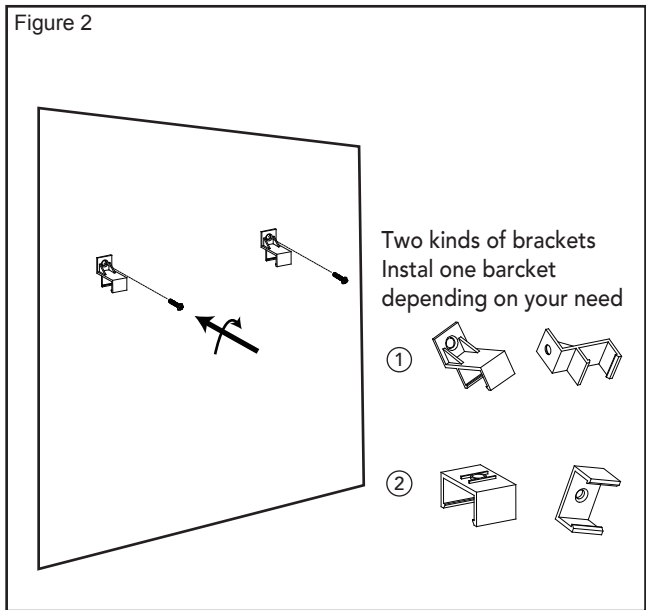


Figure 3

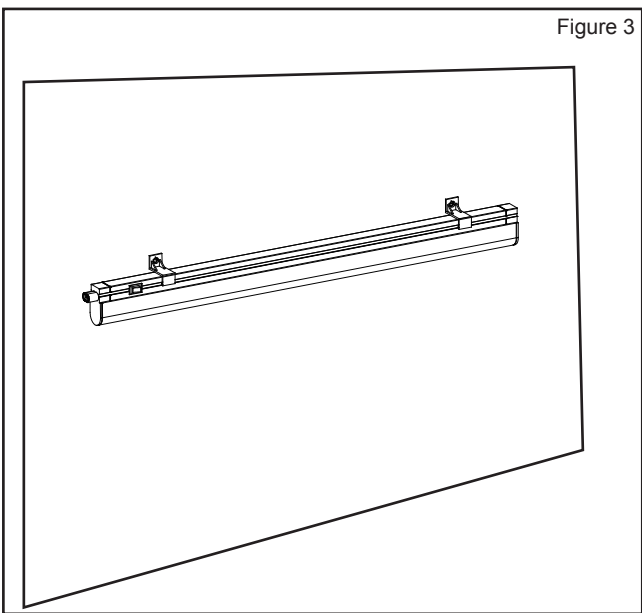
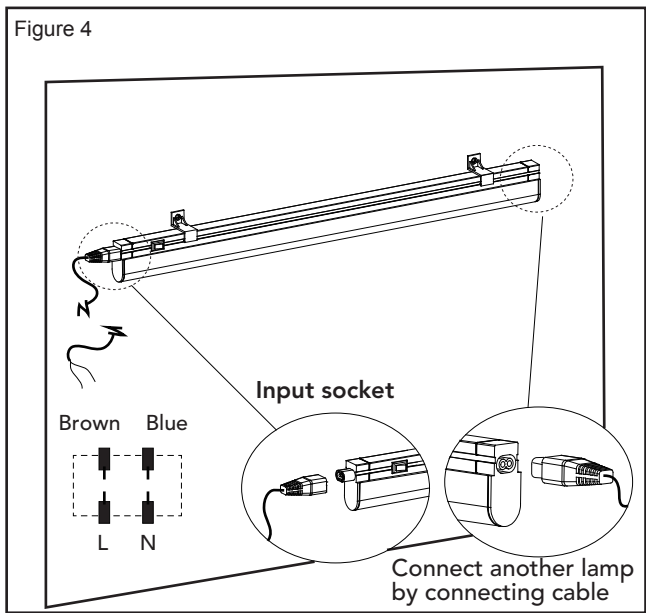


Figure 4



The Installation must be carried out by an electrician

LED Group
Western Retail Park
Nangor Road
Dublin 12
Ireland

Tel: +353 1 7099000
Fax: +353 1 7099060
Email: info@led.ie
Website: www.led.ie

