



Coroline®

Corrugated Bituminous Roofing Sheet

RANGE OF COLOURS • GUARANTEED WATERPROOF FOR 15 YEARS

COLOURS				
	Black	Red	Green	Brown
2m x 0.95m sheet	●	●	●	●

DON'T FORGET

Support

Check the purlins are fixed at the correct centres and are of the correct minimum thickness with the right support. (details listed in point 1 in fixing instructions section)

Sheet overlapping

You must have the correct sheet end lap and corrugation side lap. (details listed on table in fixing instructions section)

Fixings

Only use 'Coroline Fixings' at correct spacing. (details listed in point 4 in fixing instructions section)

Fixing Centre	Recommended Support Centre	Cover Width
214mm	450 & 600mm	855mm

Number of Sheets Required

Divide the roof width by the cover width

Number of Fixings Required

Divide the roof width by the fixing centres
Divide the roof length by the support centres and add 3
Multiply these two values together = approximate number of fixings required

Condensation and Ventilation

Always ensure you have adequate ventilation. Condensation on most projects is avoided by good air ventilation at eaves and gables. Where there is existence of high humidity or minimal ventilation, provision of an insulated vapour barrier is advisable.

15 YEAR WATERPROOF GUARANTEE
ARIEL PLASTICS LIMITED guarantees that Coroline will remain waterproof for 15 years in normal weather conditions.

This Guarantee is only valid providing the Coroline has been fixed in accordance with the manufacturer's instructions and does not extend to the cost of re-erection or other consequential loss.

This Guarantee is offered as an extra benefit and does not affect the consumers statutory rights.



Speedwell Ind Estate Staveley Derbyshire S43 3JP Tel: 01246 281111 Fax: 01246 561111
Blairlinn Road Cumbernauld Glasgow G67 2TF Tel: 01236 725536 Fax: 01236 725871
Email: info@arielplastics.com

www.arielplastics.com

865AP01064



Builders Merchants Federation



Certificate No. Q95825





Coroline®

Corrugated Bituminous Roofing Sheet

IDEAL FOR:

- SHEDS
- GARAGES
- STABLES
- AGRICULTURAL BUILDINGS





Coroline corrugated bitumen sheet is a tough lightweight roofing and cladding material made from bitumen saturated organic fibres giving the following important properties:

Tough and long lasting
Guaranteed waterproof for 15 years
Economical and easy to fix

Coroline®

Corrugated Bituminous Roofing Sheet

FEATURES

- Economical
- Resilient
- Environmentally friendly
- Guaranteed waterproof for 15 years
- Simple to fix
- High insulation and sound absorbency values
- Compatible with most commercially available construction materials

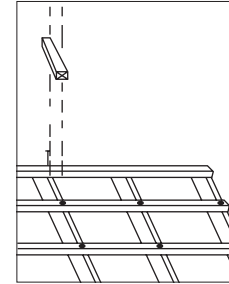
APPLICATIONS

- GARDEN SHEDS
- STABLES
- GARAGES
- AGRICULTURAL BUILDINGS



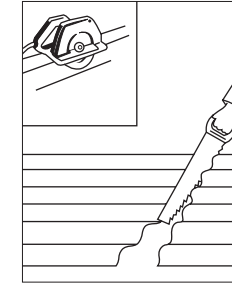
Coroline®
Corrugated Bituminous Roofing Sheet

FIXING INSTRUCTIONS



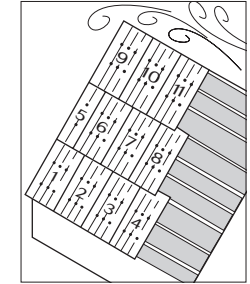
1. Starting

Purlins must be at the correct centres and not less than 25mm square, supported by rafters. A useful tip is to use a timber spacer to keep purlins square to eaves.



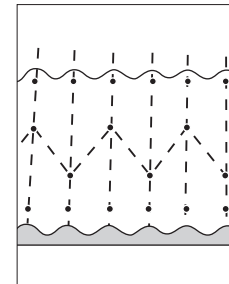
2. Cutting

If cutting is necessary, use a fine toothed hand saw or circular power saw, lubricating the cut with general purpose lubricating oil to prevent binding.



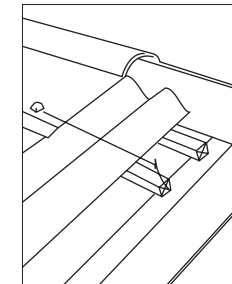
3. Laying the sheets

Commence fixing sheets at the opposite end of the roof to prevailing winds. Stagger the sheets using half a sheet to start the second course.



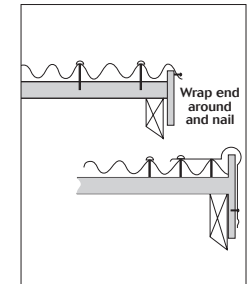
4. Fixing

Nail through sheet crown into purlins or decking. Nail every corrugation at sheet overlaps and at the top and bottom of the slope. Nail centres may be reduced to alternate corrugations at intermediate purlins.



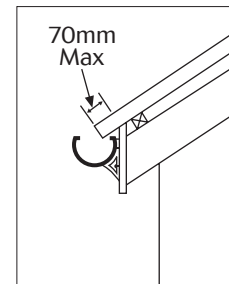
5. Fixing ridges

Commence fixing ridges at the opposite end of the roof to prevailing winds. Overlaps should be 125mm. Additional purlins should be fitted to suit.



6. Verges

Verges should be formed by either nailing the final corrugation over a raised barge board or using a ridge piece to lay over the verge.



7. Fixing Gutters

Do not overhang fascia by more than 70mm. Draughts may be reduced by using Coroline Polyethylene fillers at eaves.

Roof Pitch	Support	Sheet End Lap	Sheet Side Lap
5° to 10° or gradient 1 in 12 to 1 in 6	Decking or close boarding	300mm	2 corrugations
10° to 15° or gradient 1 in 6 to 1 in 4	Purlins at 450mm Centres	200mm	1 corrugation
15° and over or gradient 1 in 4 or less	Purlins at 600mm Centres	170mm	1 corrugation

