

28W 2D Amenity Light
E-329B



INSTALLER GUIDE

IQ Europe Limited
Sandbeck Lane, Wetherby LS22 7TW.
Visit us at www.iq-europe.co.uk
Installation helpline 0871 717 1100

V1.0 - 12/06
IQ-PBH02-28-POP

MANUFACTURER'S EXTENDED WARRANTY

In addition to your statutory rights relating to this product it is also guaranteed by IQ (Europe) Limited ("IQ") for 24 months from the date of purchase against faulty materials or workmanship which affect its designed ability to detect or switch. During this period if the product has a defect of this nature it will be repaired or replaced free of charge by IQ with the same item, or a similar one of higher specification, ON CONDITION THAT:-

The buyer takes advantage of any 'return to store' scheme operated by the seller from whom it is bought.

If the product has a defect outside the period of any seller's 'return to store' scheme it should be returned to

IQ (Europe) Limited, Sandbeck Lane, Wetherby, W. Yorks. LS22 7TW

at the expense of the buyer together with evidence of the date of purchase (it is the responsibility of the buyer to prove delivery to IQ).

The product has been bought by the user.

The product has not been misused or handled carelessly, installed incorrectly, or used on a voltage supply other than that shown on it.

Repairs have not been attempted by anyone other than IQ's staff.

The product has been used for domestic purposes only.

The product has not been installed in any unusually exposed or harsh environmental conditions.

If the buyer is resident in the EU the product or its replacement will be returned to the buyer at the expense of IQ.

This guarantee excludes liability for discolouration of paint or plastic, or any user replaceable parts and in particular lamps, glass panels, or globes/lanterns. It does not confer any rights other than those expressly set out above and does not cover any claims for consequential loss or damage.

This guarantee is offered as an additional benefit and does not affect your statutory rights as a consumer.

This contract is subject to the laws of England and Wales.

***** IMPORTANT *****

As of 1 January 2005, changes to the Building Regulations affect domestic electrical installations in England and Wales. You don't need to be a qualified electrician to make changes to your home's electrical system, but the work must be done in accordance with the Regulations.

Where you employ an electrician who is a member of a competent person self-certification scheme, they will be able to certify the work complies with the Regulations.

If you decide to carry out the work yourself we recommend that you make yourself aware of the Regulations before you begin and if you require any clarification you should contact your Local Authority Building Control Department.

Details of the Building Regulations can be obtained on the internet via the government website www.odpm.gov.uk/explanatory-booklet

SECTION ONE

GENERAL INFORMATION

Unit is for indoor or outdoor use. Unit must be mounted as a fixed luminaire, and is not suitable for portable use.

PARTS INCLUDED

- Low Energy Bulkhead
- Instruction manual. Please keep safe for future reference.
- Accessory Pack including screws and wall plugs
- 28W PL-Q 4pin GR10q low energy lamp.

TOOLS & PARTS NEEDED

- 3 flexible core cable (1.0mm² or 1.5mm²)
- Electric/hand-held drill & bits
- Terminal or Electricians screwdriver
- Wire cutters

Do not attempt to install during wet weather, if you are suffering from nausea or dizzy spells or on medication with similar side effects.

SECTION TWO

INSTALLATION

***** IMPORTANT *****

Switch off the electricity at the fuse box by removing the relevant fuse or switching off the circuit breaker before proceeding with the installation.

After choosing a suitable location install the unit as follows:

The unit is suitable for connection to a 240 V ac 50Hz electricity supply. It is suggested that 3-core round flexible cable of 1mm² or 1.5mm² gauge is used. An internal switch should be installed to switch the power to the unit ON & OFF. This allows the unit to be easily switched off when not required or for maintenance purposes.

It is recommended that the circuit is protected by a 5A max fuse or circuit breaker.
It is recommended that this product is connected to fixed wiring only.

Using a large flat blade screwdriver or coin, carefully insert the edge into the aperture at the top and bottom of the unit, see diagram A, and carefully twist. The front cover will detach from the base. Store the front cover in a safe place whilst continuing with the installation

Position the unit in the desired position based on the location of the incoming power cable.

Using the unit as a template, mark the position of the mounting holes. See diagram B.


Note the "UP" ident on the inside of the wall plate.(Diagram B).

Choose 2 mounting holes, Drill the holes, insert the wall plugs into the holes.

PIERCE AND PASS THE CABLE THROUGH THE GROMMET BEFORE SECURING THE UNIT TO THE WALL.It is recommended that the grommet is pierced with a screwdriver to ensure a better seal.

Fix the unit to the wall

Connect the cable to the terminal block on the unit as follows (see diagram C):

NEUTRAL (Blue) N
EARTH (Green/Yellow)  E
LIVE (Brown) L

Ensure all connections are secure.

Remove the bulbs from their packaging and fit into each lampholder. Ensure the bulb is fully secured into the lampholder.

Fit the front cover as reversal of removal, there will be an audible click and the front cover will fit securely onto the base

Installation is complete!

SECTION THREE

OPERATION AND TESTING

Turn the power to the unit ON and the unit will illuminate.

SECTION FOUR

TECHNICAL SPECIFICATIONS

Power Supply	240V AC ~ 50Hz
Lamp Type	240V 28W PL-Q 4pin GR10q low energy lamp
Environmental Protection	IP44 (suitable for outdoor use)

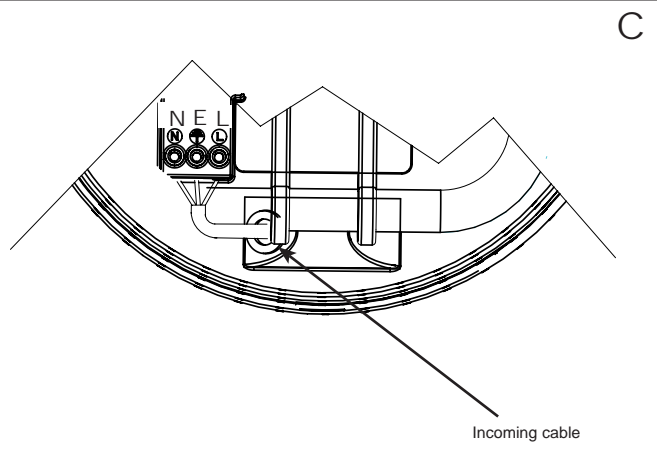
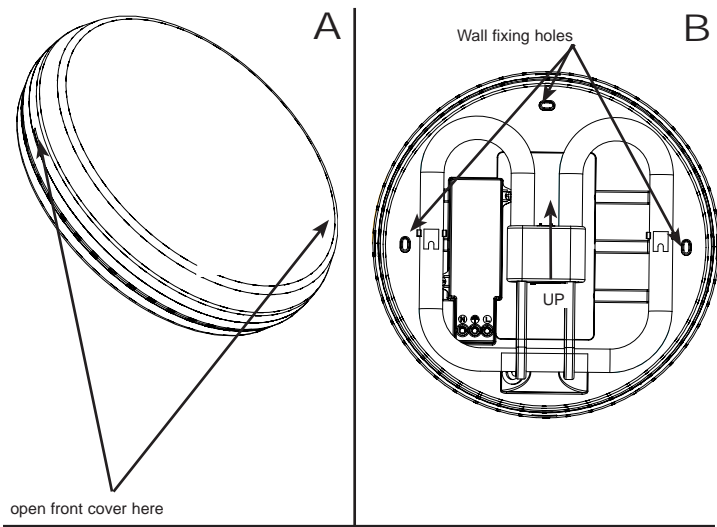
If you experience problems, do not immediately return the unit to store.
Telephone the IQ Customer Helpline

0871 71 71 100 Weekdays 9.00am - 5.00pm

support@iq-group.com www.iq-group.com

www.iq-europe.co.uk

Qualified Customer Support Co-ordinators will be on-line to assist in resolving your query.



DID YOU KNOW...

IQ products are designed and manufactured to give many years of trouble-free service.

The materials used during manufacture have been selected to allow the product to be easily recycled when no longer functional.

Waste electrical products should not be disposed of with household waste. Please recycle where facilities exist. Check with your Local Authority or retailer for recycling advice.

LIGHT POLLUTION & CONSIDERATE LIGHTING

Please be aware of the annoyance over-lighting an area can cause to your immediate neighbours.

Light pollution caused by incorrectly installing a unit or over-lighting an area can be limited by carefully considering the location and position of your unit before installation. This will also concentrate the light on your property and limit the potential inconvenience of the light shining into your neighbours windows etc.

Please see **Selecting a Location** for information on choosing the optimum location for your security light.

