

Labgear

3-Way HDMI Selector



28574LAB User's Manual

CE

◆ Introduction

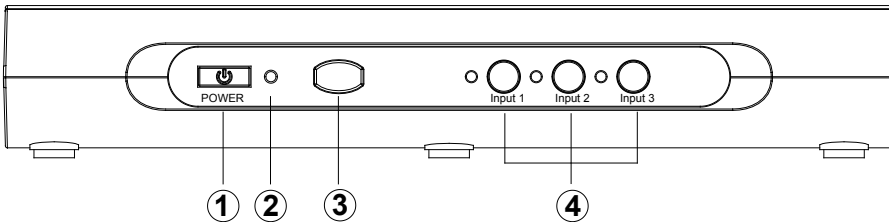
3 Way in - 1 Way out HDMI switch box is a high performance HDMI selector with remote control. It allows your various devices to share one HDTV display. Simply press one of the three buttons to select the HDMI source you want to display on your HDTV.

◆ Features

- Compliant to HDMI1.1, HDCP 1.1 and DVI 1.0 .
- LED indicators on front panel.
- Ideal for home theatre integration.
- Supports high resolution input:
PC: VGA, SVGA, XGA, SXGA, and UXGA (1600×1200)
& HDTV: 480i, 576i, 480p, 576p, 720p 1080i and 1080p
- Remote control unit.
- Easy to install and simple to operate.

Operation Controls and Functions:

Front panel



1. Power button:

Press the button to turn on the power.

2. Power standby LED Indicator:

The LED will be lit when the power supply is connected and the LED will go out when you press the power switch.

3. Remote control sensor:

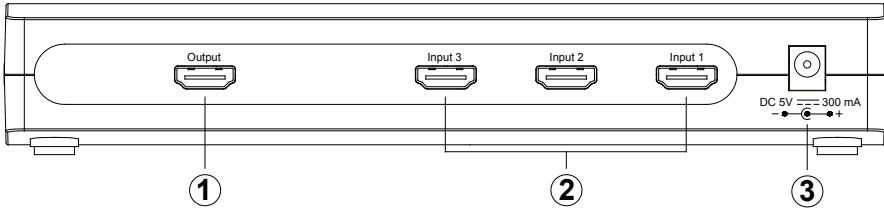
Receives remote control signal.

4. Input select/indicators:

Press the "1" or "2" or "3" button to switch to your desired input source, corresponding LED will illuminate.

Operation Controls and Functions:

Rear Panel



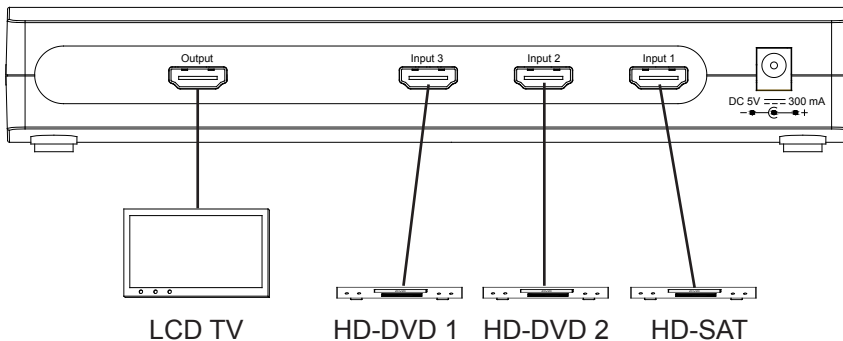
- 1. HDMI output:**
Connect the HDMI output to the HDMI input of your TV/LCD/Plasma/Monitor/Projector using a HDMI cable.
- 2. HDMI inputs:**
Connect your various HDMI sources to the 3 HDMI inputs on the unit using HDMI cables.
- 3. Power supply socket:**
Plug 5VDC power supply into the unit.

Remote Control:

- **Power :**
Press this button to turn the unit on/off.
- **Direct input selector:**
Press 1, 2 or 3 to select the desired input source



Connection and Installation:



◆ Specifications

- Frequency bandwidth: 1.65Gbps (single link)
- Input: 3 x HDMI female ports (type A connector)
- Output: 1 x HDMI female port (single link)
- 5VDC 2A switching power supply
- Weight: 0.3kg
- Dimension: 135(W) ×220(L) ×38(H)mm

◆ Accessories

HDMI Selector	1 pc
5V power adapter	1 pc
Remote control	1 pc
User's manual	1 pc

Caution

- Do not unplug or jog the power socket, when the equipment is on. If your HDMI Selector is not in frequent use please unplug to conserve energy.
- Keep equipment away from liquids and damp atmospheric conditions to prevent fires or electric shocks.
- Keep away from heat and naked flames.
- Do not open, no user serviceable part inside.
- Use only the adaptor supplied.

Waste electrical products should not be disposed of with household waste. Please recycle where facilities exist. Check with your Local Authority for recycling advice.



If you have any queries or require further information, please contact

Customer Careline: 08457 573 479

(Local rate – UK only)

Technical Support: <http://www.labgear.co.uk>