

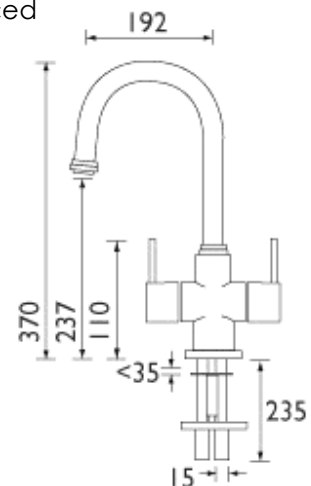
TECHNICAL DATA SHEET

MONZA

MONZA MONOBLOC SINK MIXER CHROME

Product Specification

Product Code:	MZ SNK C
Finish:	Chrome
Product Type:	Contemporary
Construction:	Bodies are of all brass construction and are designed to conform to BS EN 200
Valve Type:	¼ turn, ½" ceramic disc valves
Supply:	Suitable for all plumbing systems, ideally balanced
Inlet Connections:	15mm copper tail pipes
Water Pressure:	Min. 0.2 bar, Max. 8.0 bar



Additional Information

- Chrome plated to BS EN 248
- Supplied with 15mm copper tail pipes

Technical Advice: For further information please call 0844 7016273 or email customer@bristan.com.
Guarantee: 5 years covering manufacturing faults.

Compliance/Approvals

WRAS: Manufactured to comply with WRAS

Flow Rates (litres per minute)

System Pressure	0.2bar	0.5bar	1bar	2bar	3bar	5bar
MZ SNK C	4.5	7.9	11.5	16.7	20.4	26.4

AFTERCARE INSTRUCTIONS

Your fitting has a high quality finish and should be treated with care to preserve the visible surfaces.

All surface finishes will wear if not cleaned correctly, the only safe way to clean your mixer is to wipe with a soft damp cloth. Stains can be removed using washing up liquid. All bath cleaning powders and liquids will damage the surface of your fitting even the non-scratch cleaners.

GUARANTEE

All products are manufactured to the highest standards and a 5 year guarantee covers any defect in manufacture.

As gold and special effect finishes are softer than chromium plate, special care must be taken when cleaning, a 3 year guarantee covers these finishes.

NOTE: - the 5 year guarantee on the valves is invalidated if damaged by any waterborne debris.

In the interests of continuous product development Bristan reserve the right to alter specification as necessary

PRODUCT CODE: MZ SNK C

TELEPHONE HELP LINE! +44 (0)844 701 6273

Bristan Group Limited
Birch Coppice Business Park
Dordon
Tamworth
Staffordshire
B78 1SG
UK

Web Site: www.bristan.com
Telephone: +44 (0)844 701 6274
Facsimile: +44 (0)844 701 6275
Email: enquire@bristan.com

(FI MZ SNK)

(Rev. D2)

(SM)

BRISTAN

Monza Dual Flow Monobloc Sink Mixer

Fitting Instructions & Contents List

Please keep these instructions for future reference and request of replacement parts.

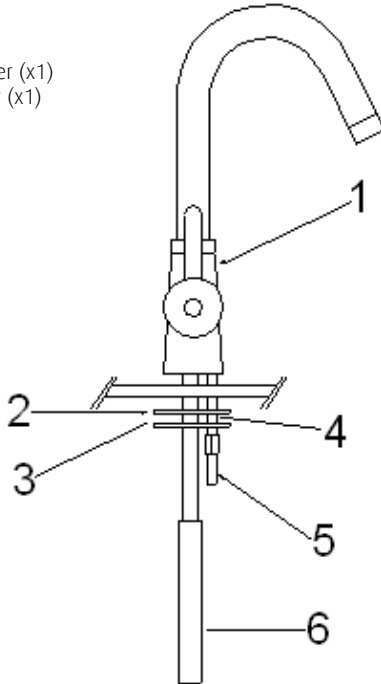
WATER PRESSURE

This mixer is suitable for use at all supply pressures. If the fitting is installed at low pressure (tank fed), then the minimum height from the outlet of the nozzle to the underside of the cold tank should be 2.0 metres to ensure adequate performance.

This mixer should be installed in compliance with Water Regulations. For further details contact your Local Water Authority.

CONTENTS

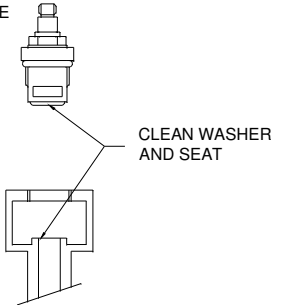
1. Sink Mixer (x1)
2. C-shaped Rubber Washer (x1)
3. C-shaped Metal Washer (x1)
4. Threaded Rod (x1)
5. Threaded Nut (x1)
6. Copper Tails (x2)



INSTALLATION

1. Identify all components and check for completeness, particularly before arranging fitting.
2. Fit the mixer (1) to the sink using the 'C' plate fixing kit, with the rubber 'C' shaped washer (2) and metal washers (3) on the underside of the sink. Secure using the threaded rod (4) and threaded nut (5).
3. Fit the tail pipes (6) to the fitting then connect the hot and cold supplies. DO NOT OVERTIGHTEN. Soft copper tails can be carefully bent and cut to length to meet supply pipes.
4. Fully open both valves, letting it run for a few minutes to check all joints and connections for leaks.
5. See over the page for aftercare instructions.

CD VALVE



MAINTENANCE

If the fitting begins to drip:

1. Turn off the water supply.
2. Remove incdice cap and remove screw. Remove handle and valve.
3. Carefully clean seating, rubber washer and ceramic disc.
4. Replace valve, handle and then turn on the water supply.
5. Contact our helpline if problem persists.

Please Note: -

In the unlikely event you find a part missing please contact our Customer Service Help line on +44 (0)844 701 6273 for immediate despatch of part.