

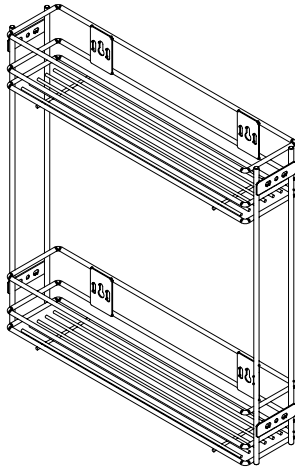


**VIBO**<sup>®</sup>  
Wire processing

Portata massima:  
Maximum load:  
Charge maxi:  
Maximale belastbarkeit:  
Carga maxima:

6  
Kg

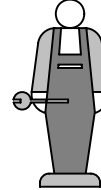
**Istruzioni di montaggio**  
Assembling instructions  
Notice de montage  
Montageanleitung  
Manual de montaje



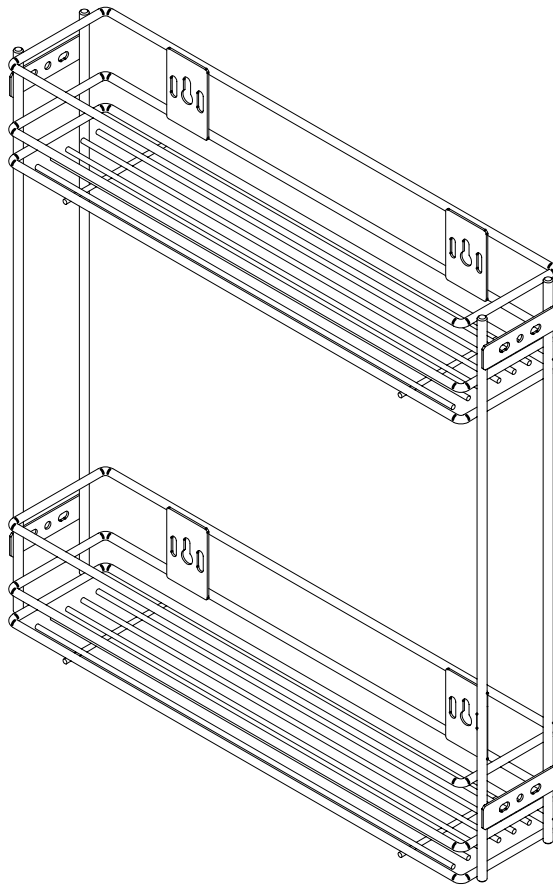
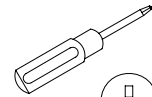
**ELT152**  
**ELT153**  
**ELT302**



20 min.



1



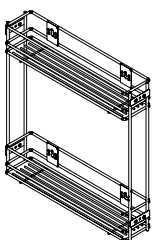
**PRIMA DI COMINCIARE,  
VEDERE I CONSIGLI DI  
MONTAGGIO**

BEFORE STARTING, REFER  
TO THE ASSEMBLING  
ADVICE IN ANNEX


AVANT DE COMMENCER, SE  
REPORTER AUX CONSEILS  
DE MONTAGE EN ANNEXE

VOR DIE MONTAGE, BITTE  
BEILIEGENDE  
ANWEISUNGEN FOLGEN

ANTES DE EMPEZAR  
CONSULTE LOS CONSEJOS  
PARA EL MONTAJE



A x 1



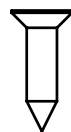
B x 2

M4 x 4



C x 4

4 x 16



D x 8



**VIBO**<sup>®</sup>  
Wire processing

**Guida a estrazione totale**  
Total pull-out guide  
Glissière à extraction totale  
Guía de extracción total  
Vollständig ausziehbare Schiene  
Helutdragningsstyrning  
Helt udtrækkelig skinne

