26418
QU 26419

36310
21696

JG Speedfit®

Instruction sheet for push-fit manifold type JGUFHMAN 4,8 & 12 Port

II. Setting of the flow control:

1. Remove site-protecting cap.
Close the valve in a clockwise direction by adjusting the spindle with the radiator key provided.

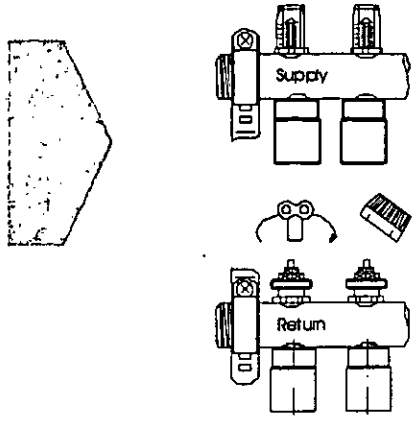

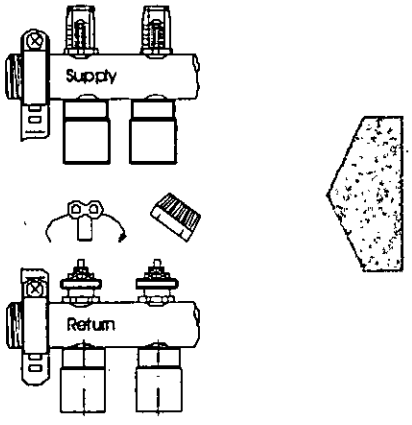

2. The flow-rate by can be adjusted by turning the spindle anti-clockwise until the required flow rate is shown on the flow gauge

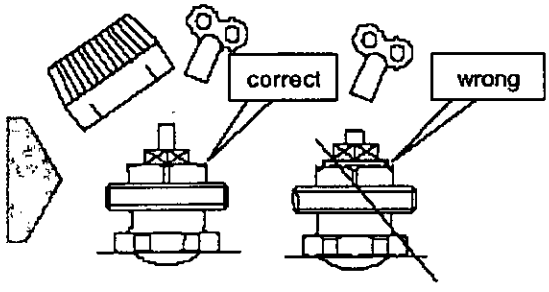

3. With 2,5 – 3 left turn, the valve is completely opened (full flow)

The thread of the adjusting spindle must not be seen above the hexagonal nut.

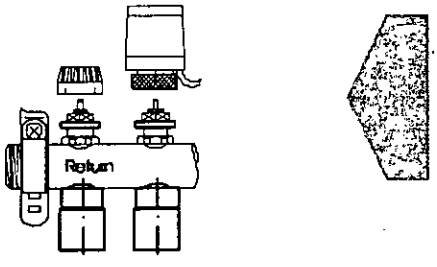

4. Assemble site protecting cap or servo drive. This prevents casual impacts on the presetting as well as penetration of dirt into the valves.

5 When required individual zones can be turned off with the site-protecting cap.
The presetting remains unchanged!

JG Speedfit®
John Guest Speedfit Limited
Horton Road, West Drayton, Middlesex UB7 8JL, England
Tel: 01895 449233 Fax: 01895-425319

JG Speedfit®

Instruction sheet for push-fit manifold type JGUFHMAN 4,8 & 12 Port

I. Assembly of the manifold:

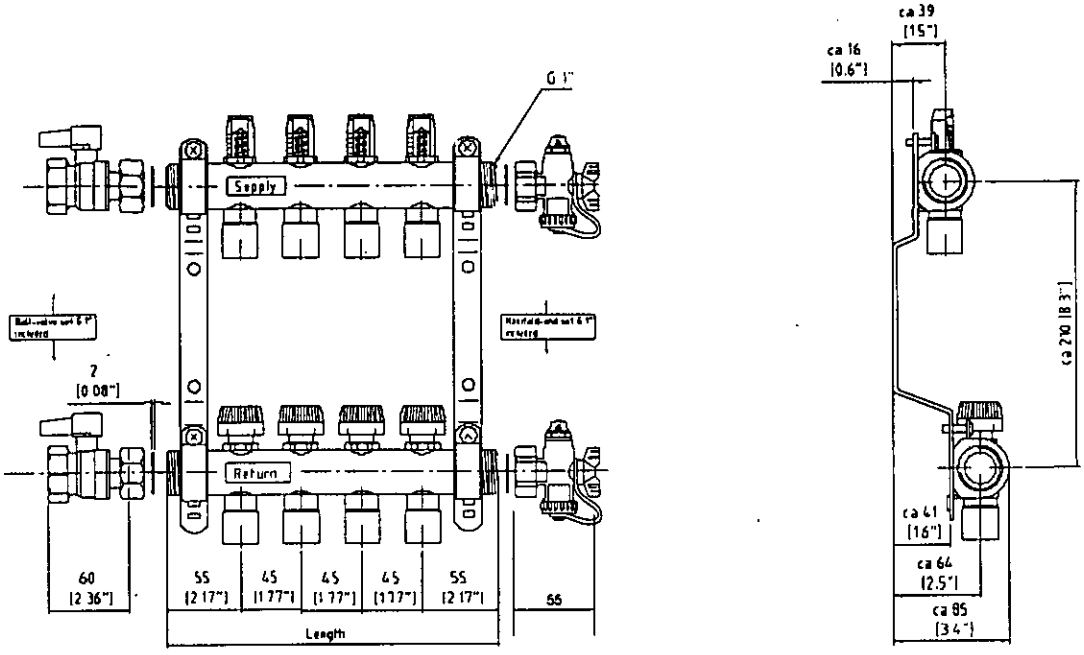

Manifold Zones	4	8	12
Length in inches	9.65"	16.73"	26.97"
Length in mm	245mm	425mm	605mm

Please check that all items listed below are present: -

1 x Manifold mounted on brackets c/w radiator key
2 x Isolating valves + washers
2 x Drain/Air Bleed valves + washers
Self adhesive stickers
Warning label

a) Fix manifold to the wall in a horizontal position utilizing screw holes on the bracket.

b) Connect the isolating valves to manifold using washers supplied.
Use 38mm spanner to tighten.

c) Connect Drain / Air Bleed Valves to manifold using washers supplied

d) Underfloor piping circuits are then connected to the push fit connections on the manifold.
Ensure the pipe is cut squarely with pipe cutters and a Speedfit pipe insert is fitted into the end of the pipe before inserting. Collet clips should be used to provide added security against pipe disconnection.

e) To fill the system, connect a hose directly to the drain/air bleed valve

JG Speedfit®
John Guest Speedfit Limited
Horton Road, West Drayton, Middlesex UB7 8JL, England
Tel: 01895 449233 Fax: 01895-425319